



AGArangeusa.com

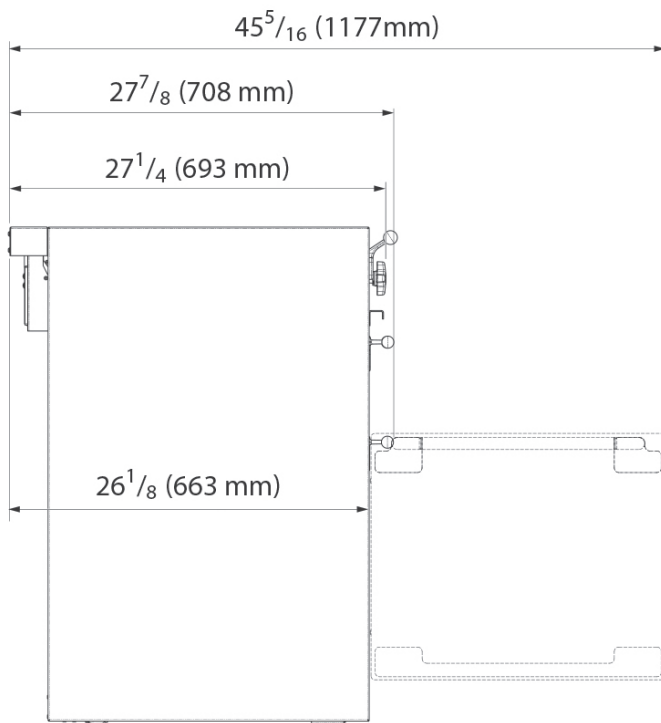
48" ELISE INDUCTION RANGE

MODEL: **AEL481IN**



In the re-imagining of the classic Elise design, AGA took its cues from the modern farmhouse movement itself. Rustic yet refined, the Elise blends old and new in masterful ways, both fresh and timeless, with just a hint of the exquisite.

Complimented by stunning new cruciform knobs with knurling, shipped standard in Brushed Nickel, but also available as after-market options in four additional versatile hardware finishes (Polished Chrome, Polished Brass, Polished Copper, Brushed Brass and Black Anodized Aluminum), the re-imagined AGA Elise confidently steps into the spotlight along side its classic AGA siblings.



Oven Dimensions: 18 1/2" W x 16" D x 16" H



BRUSHED NICKEL POLISHED CHROME POLISHED BRASS POLISHED COPPER BRUSHED BRASS BLACK ANODIZED ALUMINUM

SPECIFICATIONS

- Product Dimensions: 47 9/16" W x 28 7/8" D x 37 3/16" H
- Shipping weight (lbs): 399 lbs (includes range, crate & pallet)


WARRANTY

- 2 Year Warranty on parts and labor with exception of cosmetic damage


FINISHES

NOTE: Colors not in stock could have a 4-12 week lead time (check for availability).
Ranges manufactured using Soho colors are only available with stainless steel fascia.

CLASSIC COLOR COLLECTION



SOHO COLOR COLLECTION



NEW! ANTIQUE BRASS HANDLE STANCHION & ANTIQUE BRASS KNOB OPTION

The AGA Elise can now be further customized with stately Antique Brass Handle Stanchions and Antique Brass Knobs that highlight the refined elegance of the range. *Note: Antique Brass Handle Stanchion and Knobs option must be specified at time of ordering.*



48" ELISE INDUCTION RANGE

General Properties	
Oven Capacity	6 cu. ft.
Cooking Mode Main Cavity - Right side	Convection Bake 2.8 cu. ft. (17" W x 14" D x 14 1/2" H*)
Cooking Mode Second Cavity - Left side	Multi-function Oven with 7 Cooking Modes 2.8 cu. ft. (17" W x 14" D x 14 1/2" H*)
Cooking Mode Third Cavity - Broiler	Dual-element with 8-pass 2,300W 0.5 cu. ft.
Cleaning Type	EasyClean™ Enamel
Controls	Knobs on fascia
Oven Performance	
Main Cavity - Right side	2,500W
Second Cavity - Left side	2,500W
Third Cavity - Broiler	2,300W
Broiler Type	8 Pass Radiant Heat
Cooktop Performance	
Cooktop Dimensions	43" W x 21 1/2" D
Number of Zones	5
Power of Front Left Zone: 6" dia.	1,400 watts with 2,200 watt Boost
Power of Back Left Zone: 7" dia.	1,850 watts with 3,000 watt Boost
Power of Center Zone: 10" dia.	2,300 watts with 3,700 watt Boost
Power of Front Right Zone: 7" dia.	1,850 watts with 3,000 watt Boost
Power of Back Right Zone: 7" dia.	1,850 watts with 3,000 watt Boost
Electrical Details	
Circuit Breaker (A)	50A
Volts (V)	240V
Frequency (Hz)	60Hz
Plug Type	4 Wire
Power Cord Length	48"
Dimensions & Weights	
Appliance Dimensions	47 9/16" W x 28 7/16" D x 36 1/8" H
Depth with Door Open	46 1/8"
Weight	350 lbs
Shipping Weight	399 lbs
Package Dimensions	49 1/4" W x 31" D x 46 1/2" H

OVEN FEATURES

- Over 6 cubic feet of oven space amongst 3 separate ovens maximize space and reduce energy consumption
- One extra-large 7-Mode Multi-Function™ Oven (left oven) tailored to your cooking needs with Defrost, Convection, Convection Broiling, Fan Assist Bake, Conventional, Browning and Base Heat
- A second extra-large true European convection oven (right oven)
- Each large oven has 5 rack positions; the range comes with 4 heavy duty steel racks and one telescoping steel rack for a total of 5 oven racks
- Powerful dual-element Broiler with an 8-pass, 2,300 watt broiler – ready to cook in just 5 minutes
- Glide Out Broiler System™ with Full Broil and Half Broil mode to provide complete coverage with adjustable heights and extendable gliding tray spacious enough to cook six 6-oz steaks at once
- Stunning new cruciform knobs with knurling, available in a selection of versatile hardware finishes
- Spacious storage drawer with rubber mat to protect and store your cookware
- EasyClean™ Technology with black enamel interior

COOKTOP FEATURES

- Extra-large ceramic glass induction cooktop with 5 induction burners
- Induction cooktop makes use of 90% of the available heat compared to just 55% with that of a gas burner
- Built-in pan recognition sensors automatically turn the burner off when not in use saving energy and increasing safety while the child lock feature protects little hands
- Efficient induction cooking surface with the following features:
 - Each zone offers a boost in power
 - Residual heat indicator
 - 9 power settings giving instant response
 - Automatic heat up per zone
 - Low temperature and simmering setting
 - Overheat detection
 - Child safety lock
- Generous cooking space with three 7" dia., one 6" dia. and one 10" dia. defined pan areas



AGArangeusa.com

48" ELISE INDUCTION RANGE

