



## HTS100 Home Theater Seating System

### **ASSEMBLY INSTRUCTIONS**



Patent Pending  
Italian Designed  
A Product of China

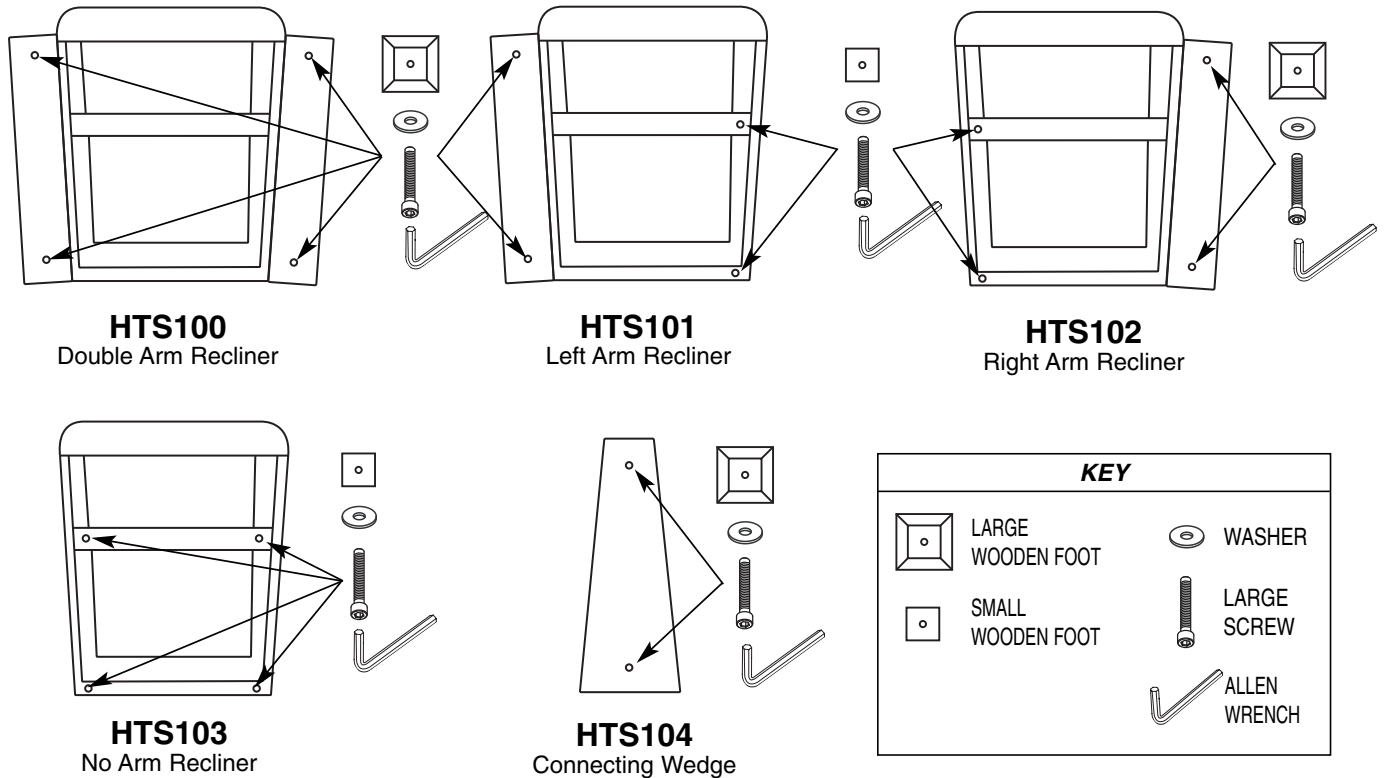
*Do not discard these instructions*

G-1\_050907v2

## Step 1:

## Attach the Wooden Legs

(Views are from underneath all components)



**ATTENTION:** TO AVOID DAMAGE TO UNIT OR UPHOLSTERED SURFACES, MAKE SURE THAT YOU PERFORM THE FOLLOWING STEPS ON A CLEAN, FLAT, SOFT, PROTECTED SURFACE.

A. Carefully tilt the seat base on its rear side. Attached the wooden feet with the enclosed screws according to figure above using the supplied Allen wrench.

## Step 2:

## Connect All Components (Without Seat Back)

Fig. 1

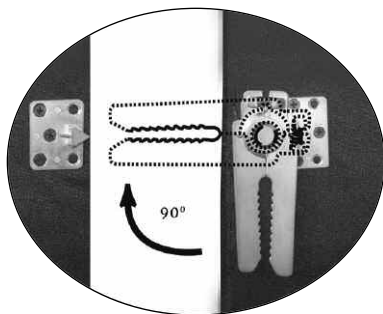


Fig. 2





Fig. 3



A. To connect the chairs you must first prepare the female connector. On the bottom of the left side (when facing chair) of each seat is the female connector. This is shipped in the closed position. Rotate the connector toward the outside of the chair 90 degrees as shown in Fig. 1. We suggest that two people do this so one can hold the chair steady.

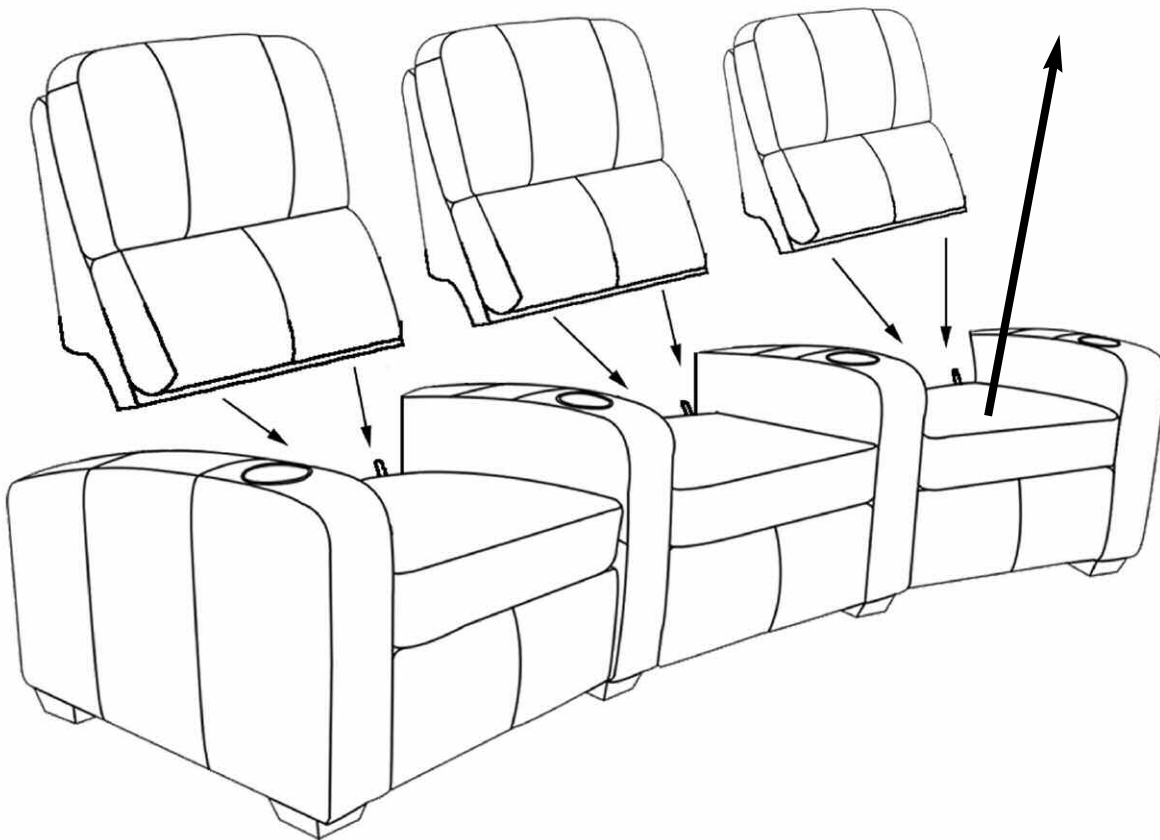
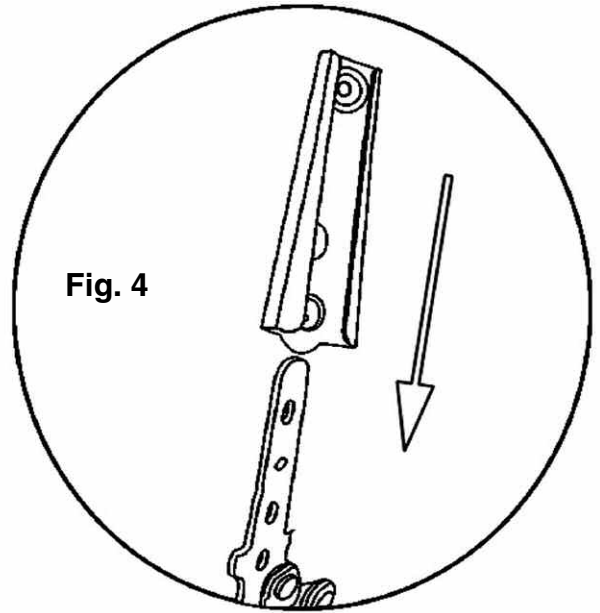
B. On the bottom of the right side (when facing chair) of the chair is the male connector. To connect the chairs, align the two connectors as shown in Fig. 2, and push the chairs together as shown in figure 3.

### TO SEPARATE THE CHAIRS:

The chairs can be easily separated by lifting up the right side of the left adjacent chair while someone else pulls the right side chair away. Lifting the chair disengages the male connection pin from the female connector.

**Step 3:****Attaching the Seat Back**

- A. On the bottom of each seat back you will see two metal female connectors as shown in Fig. 4. Carefully align these with the bars on the base of the chair as shown. Be careful to insert the seat back evenly.

**TO REMOVE THE SEAT BACK:**

To remove the seat back carefully rock the seat back side to side while pulling up.



**HTS100 Warranty**  
**One (1) Year Limited Warranty**

Bell'O International HTS100 Series Home Theater Seating products are warranted to the original purchaser at the time of purchase and for a period of one (1) year thereafter. Warranty is only valid in the United States of America and Canada.

In order to provide you with timely assistance, please thoroughly inspect your furniture for missing or defective parts immediately after opening the carton. To receive replacement or missing part(s) under this warranty, go to our website at [www.bello.com](http://www.bello.com) or call our **Customer Service Department at 1-888-235-7646**. Please have the model number and part number(s) for reference. You will also need your sales receipt or other proof of purchase. Replacement part(s) will be shipped to you at no charge with Bell'O International assuming all shipping and handling expense.

We warrant to you, the original purchaser, that our furniture and all of its parts and components are free of defects in material or workmanship. "Defects", as used in this warranty, is defined as any imperfections that impair the use of the furniture or product, with the exception of leather variations. Since leather is a natural product differences in texture, color or feel are normal and what makes leather such a desirable covering. Improper cleaning/treatment, soiling and/or abuse voids this warranty.

Our warranty is expressly limited to the replacement of furniture parts and components. For one (1) year after the date of purchase, Bell'O International will repair or replace any part described on the enclosed furniture parts list that is defective in material or workmanship.

This warranty applies under conditions of normal use. Not warranted for outdoor or commercial use. Warranty does not cover normal wear. The warranty does not cover: 1) defects caused by improper assembly or disassembly; 2) defects caused by shipping, claims for damage during transit to you should be placed immediately by you to the transportation company; 3) defects occurring after purchase due to product modification, intentional damage, accident, misuse, abuse, negligence or exposure to the elements; 4) cosmetic damage and 5) labor or assembly costs.

There are no warranties, express or implied, including without limitation merchantability or fitness for particular use, except as (i) contained herein or (ii) required by applicable law in the state whose law governs (which shall be New Jersey absent controlling law imposing the law of another state in lieu thereof as governing law). All warranties of whatsoever derivation shall be limited to the term set forth above, unless otherwise required by applicable law.

Manufacturer's employees' or representatives' oral or other written statements do not constitute warranties, shall not be relied upon by Buyer, and are not a part of the contract for sale or this limited warranty.

Except as provided herein, Bell'O International shall have no liability or responsibility to the purchaser or any other person or entity with respect to any liability, loss or damage caused directly or indirectly by use of the product, including, but not limited to, any incidental or consequential damages. Some states do not allow limitation on how long an implied warranty can last or the exclusion of limitation of incidental or consequential damages, so the above limitation and exclusion may not apply to you.

This warranty gives you specific legal rights. You may also have other rights, which vary from state to state.