

# JVM1750DMWW/CC/BB

## GE Spacemaker® Over-the-Range Microwave Oven

### Dimensions and Installation Information (in inches)

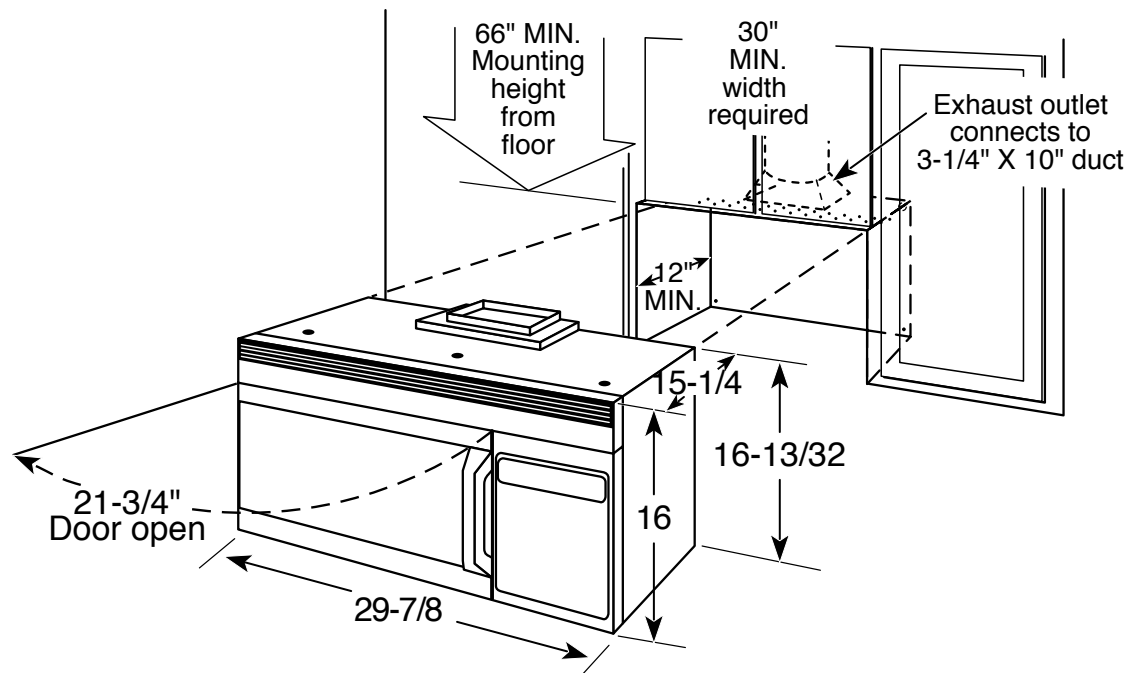
**Note:** Requires 120V grounded outlet. Electrical receptacle must be located in cabinet above Spacemaker microwave oven. No additional wiring, venting or cabinet rebuilding necessary in many cases. Complete detailed, easy-to-follow installation instructions and convenient full-size templates are packed with the Spacemaker microwave oven.

**Important Information:** When installing the Spacemaker microwave oven over a range, allow minimum of 2" from bottom of Spacemaker microwave oven to top of range backguard to allow for removal of light covers.

**Ventilation Options:** The Spacemaker microwave ovens are designed for adaptation to the following three types of ventilation:

- Outside exhaust (vertical – as shown)
- Outside exhaust (horizontal)
- Recirculating (non-vented ductless – see Filter Kit drawing)

**Installation Information:** This information is not intended to be used for installing unit described. Before installing, consult installation instructions packed with product/kit for current dimensional data.



For answers to your Monogram®, GE Profile™ or GE® appliance questions, visit our website at [ge.com](http://ge.com) or call GE Answer Center® service, 800.626.2000.



imagination at work



Listed by  
Underwriters  
Laboratories

Specification Created 10/06

340119

# JVM1750DMWW/CC/BB

## GE Spacemaker® Over-the-Range Microwave Oven

### Dimensions and Installation Information (in inches)

**Hood Exhaust Duct:** Outside ventilation requires a HOOD EXHAUST DUCT. Read the following carefully.

**Exhaust Connection:** The hood exhaust has been designed to mate with a standard 3-1/4" x 10" rectangular duct. If a round duct is required, a rectangular-to-round transition adaptor must be used. Do not use less than a 6" diameter duct

**Rear Exhaust:** If a rear or horizontal exhaust is to be used, care should be taken to align exhaust with space between studs, or wall should be prepared at the time it is constructed by leaving enough space between the wall studs to accommodate exhaust.

**Maximum Duct Length:** For satisfactory air movement, the total duct length of 3-1/4" x 10" rectangular or 6" diameter round duct should not exceed 120 equivalent feet.

**Elbows, Transitions, Wall and Roof Caps, etc.,** present additional resistance to airflow and are equivalent to a section of straight duct which is longer than their actual physical size. When calculating the total duct length, add the equivalent length of all transitions and adaptors plus the lengths of all straight duct sections. The chart below shows the approximate feet of equivalent length of some typical ducts.

Duct	Equivalent Feet
A. Rectangular-To-round Transition Adaptor	5 ft.
B. Wall Cap	40 ft.
C. 90° Elbow	10 ft.
D. 45° Elbow	5 ft.
E. 90° Elbow	25 ft.
F. 45° Elbow	5 ft.
G. Roof Cap	24 ft.

For answers to your Monogram®, GE Profile™ or GE® appliance questions, visit our website at [ge.com](http://ge.com) or call GE Answer Center® service, 800.626.2000.

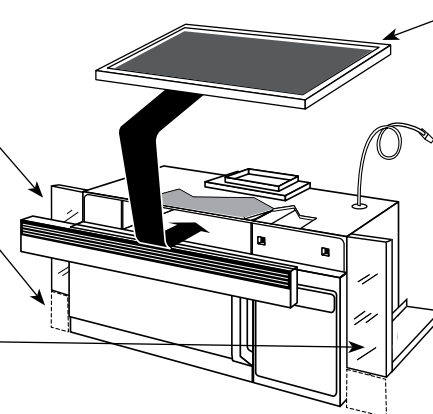


### Optional Accessories (Available at additional cost)

**12" Filler Panel Kits**  
JX41-Black  
JX40WH-White

**15" Filler Panel Kits**  
JX48BL-Black  
JX48WH-White

When replacing a 36" or 42" range hood, this kit fills in the additional width to provide a custom built-in appearance. For installation between cabinets only; not for end-of-cabinet installation. Each kit contains two 3"-wide filler panels.



**Filter Kits JX81-Recirculating Charcoal Filter Kit** To be used when the Spacemaker microwave oven cannot be vented to the outside.

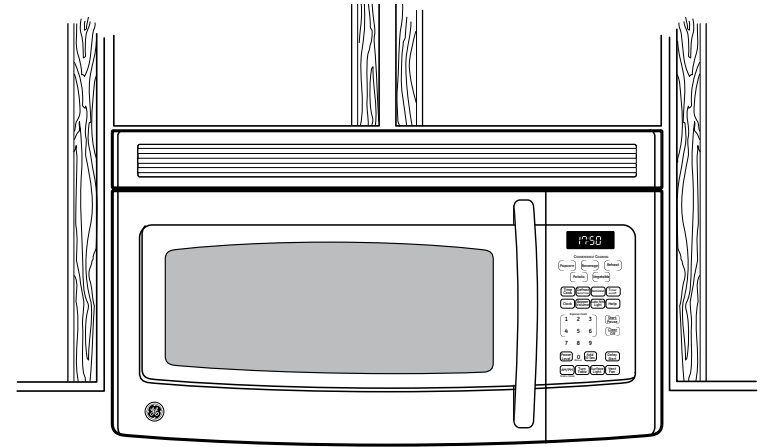


# JVM1750DMWW/CC/BB

## GE Spacemaker® Over-the-Range Microwave Oven

### Features and Benefits

- 1.7 Cu. Ft. Capacity - 1000 Watts (IEC-705 test procedure)
- Sensor Cooking Controls - Automatically adjust time and power for exceptional cooking results
- Auto and Time Defrost - Automatically defrosts for a specified amount of time
- Turntable On/Off - Ideal for oversized, oblong-shaped dishes
- Two-Speed, 300-CFM Venting System - Quickly removes smoke and steam from the cooktop
- Removable Oven Rack with Two positions – Makes multi-dish cooking possible
- Full-view Cooktop Lighting – Illuminates the cooking surface below
- Model JVM1750DMBB – Black
- Model JVM1750DMCC – Bisque
- Model JVM1750DMWW – White



For answers to your Monogram®, GE Profile™ or GE® appliance questions, visit our website at [ge.com](http://ge.com) or call GE Answer Center® service, 800.626.2000.



imagination at work



Listed by  
Underwriters  
Laboratories