

KFN 9859 iDE RE & KFN 9859 iDE LI PerfectCool Bottom Mount Refrigerator

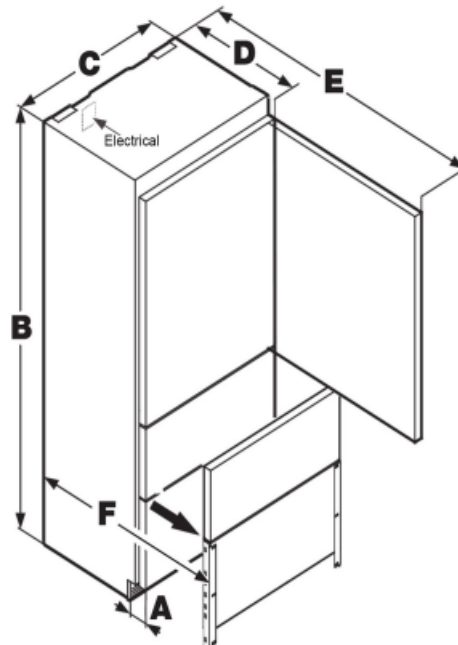
Features:

- Built-in Fridge Freezer
- Custom Panel Ready
- Touch Controls
- Right (RE) or Left Hinged (LI) (Hinging Not Field Reversible)
- Double Freezer Drawers
- LED Lighting
- DynaCool
- Bottle Rack
- Plumbed Ice Maker
- SuperFreeze Function
- Sabbath Mode
- Energy Star Qualified
- Stainless Steel Panels Available as an Accessory



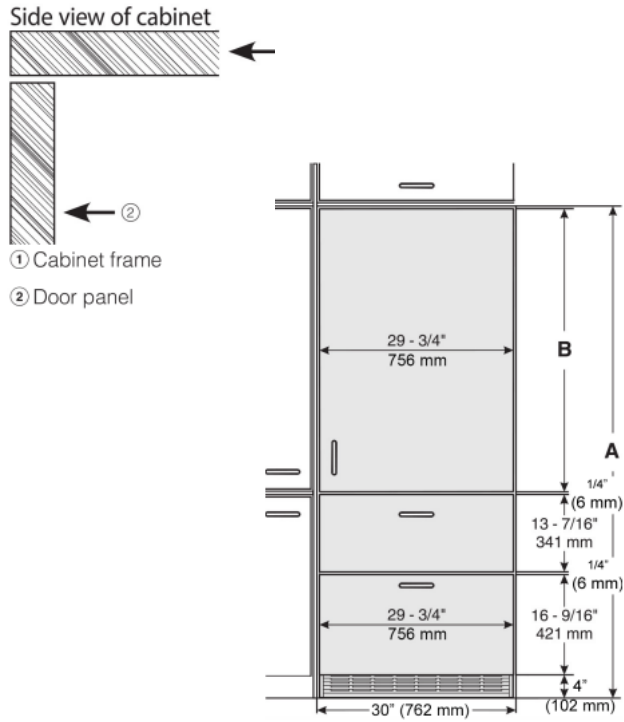
MODEL #	MATERIAL #
KFN 9859 iDE RE	12153750
KFN 9859 iDE LI	12153760

SPECIFICATIONS	
Overall Unit Dimensions	29 ⁷ / ₈ " (759 mm) W x 79 ¹³ / ₁₆ " (2,027 mm) H x 24" (610 mm) D
Niche	
Minimum Cabinet Niche Opening	30" (762 mm) W x 80" (2,032 mm) H x 24" (610 mm) D
Interior Volume	
Fresh Food Volume	9.8 cu-ft (277.5 L)
Freezer Volume	4.3 cu-ft (127 L)
Electrical	
Electrical Requirements	110V / 120V, 60Hz, 15 Amps (single) 110V / 120V, 60Hz, 20 Amps (merged)
Power Cord	NEMA 5-15 plug, 6' 6" (2 m)
Shipping	
Shipping Weight	345 lbs (156.5 kg)
Shipping Dimensions	32 ⁵ / ₁₆ " W x 82 ¹¹ / ₁₆ " H x 29 ¹ / ₈ " D



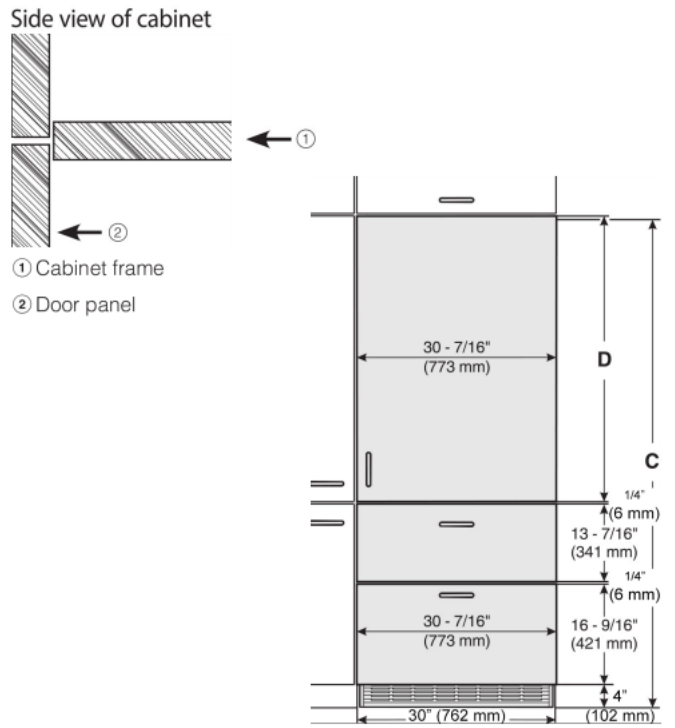
A Cabinet Width	B Inset cabinet Depth	B Frameless/faceframe cabinet Depth	C Cabinet Height
30" (762 mm)	24" (610 mm) + panel thickness	24" (610 mm)	80" (2,032 mm)

Inset Installation Panel Dimensions



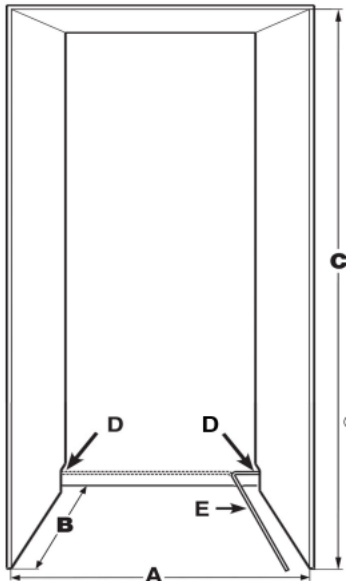
Cabinet opening A	Refrigerator door panel B
80" (2,032 mm)	45-1/4" (1,150 mm)

Frameless Installation Panel Dimensions



Cabinet opening C	Refrigerator door panel D
80" (2,032 mm)	45-3/4" (1,162 mm)

Niche Dimensions and Water Supply Connection



A Cabinet Width	B Inset cabinet Depth	B Frameless/faceframe cabinet Depth	C Cabinet Height
30" (762 mm)	24" (610 mm) + panel thickness	24" (610 mm)	80" (2,032 mm)