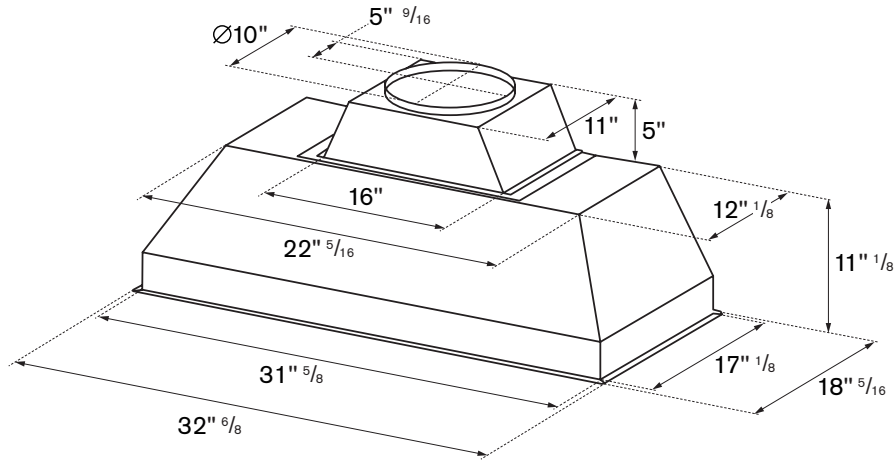
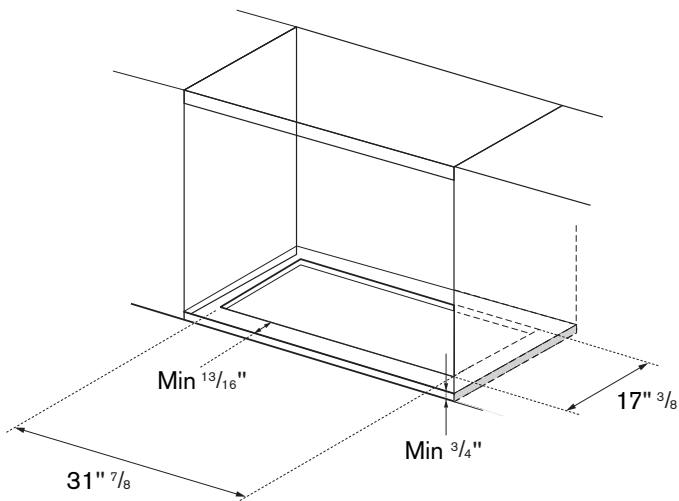


DIMENSIONS

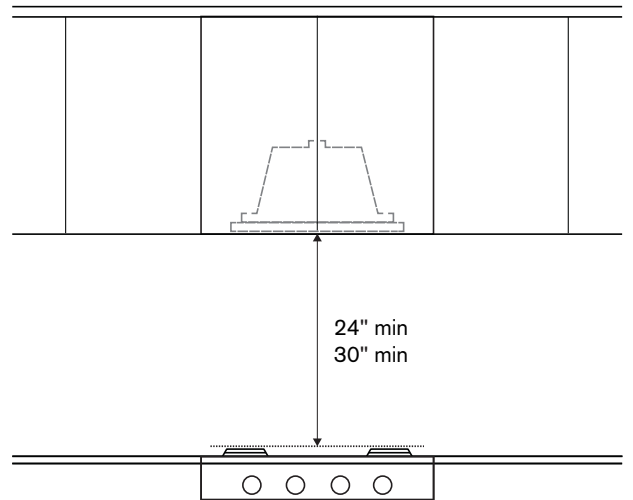


CABINET CUT-OUT



HOOD CLEARANCE

Recommended height above cooking surface
 Min 24" for induction/electric worktop
 Min 30" for gas worktop



ELECTRICAL CONNECTION

The Power Supply Cord and plug must be connected to a separate 120 Volt AC 60 Hz, 15 Amp or more branch circuit, single grounded receptacle. The cord has a 3-pronged plug and must be installed into an outlet that is properly grounded. The electrical receptacle must be within the minimum cord length of 59".

WHEN USING 3-PRONGED PLUG

