



INSTRUCTION MANUAL

LONGINES is delighted you have chosen a timepiece from its collection, which lives up to the brand's long-established know-how, based on research combined with technical excellence and timeless elegance.

La Compagnie des Montres Longines, Francillon S.A. grants you, with effect from the purchase date, a twenty-four (24) month warranty on all LONGINES® watches models and a five (5) year warranty on the automatic watches purchased from January 1, 2021, under the terms set out in this warranty.

The LONGINES international warranty covers defects in materials and manufacturing that exist at the time of delivery of the LONGINES watch purchased ("defects"). The warranty takes effect only if the warranty certificate has been dated and fully completed by an official LONGINES dealer ("valid warranty certificate"). During the term of the warranty and on presenting the valid warranty certificate, you are entitled to have any defect repaired free of charge. In the event that repairs cannot restore your LONGINES watch to full working order, La Compagnie des Montres Longines, Francillon S.A. undertakes to replace it with an identical LONGINES watch or another LONGINES watch with similar characteristics. The warranty for the replacement watch expires on the same date as the warranty for the replaced watch.

The warranty does not cover:

- battery life;
- normal wear and tear (such as scratches on the case and/or glass; alteration of the colour and/or material of cases, straps, bracelets and chains made of leather, textile, rubber or any other non-metallic material; the PVD coating; the colour of bronze);
- damage to any part of the watch resulting from unsuitable/improper use, neglect, carelessness, accidents (knocks, dents, crushing, glass breakage, etc.), incorrect use of the watch, or failure to follow the instruction manual;

- harm of any nature whatsoever resulting directly or indirectly from using the LONGINES watch or from any operational failure, defect or lack of precision in the watch;
- a LONGINES watch having been handled by a non-approved person (for example, for the purposes of replacing the battery or carrying out servicing or repairs) or having been altered from its original state other than under the supervision of La Compagnie des Montres Longines, Francillon S.A.

Any other claims against La Compagnie des Montres Longines, Francillon S.A., for example for any kinds of damage or harm other than those set out in this warranty, are expressly excluded, excepting statutory rights that the purchaser can assert against the manufacturer.

This manufacturer's warranty:

- is independent of any warranty that may be provided by the vendor and for which the vendor accepts sole responsibility;
- in no way affects the purchaser's rights against the vendor nor any other statutory right the purchaser may have against the vendor.

The Customer Service department of La Compagnie des Montres Longines, Francillon S.A. ensures your LONGINES watch is perfectly maintained. If your watch needs servicing, entrust it to an official LONGINES dealer or an approved LONGINES Service Centre as listed on our website at www.longines.com: their servicing is guaranteed to comply with the standards of La Compagnie des Montres Longines, Francillon S.A.

*Compagnie des Montres Longines, Francillon S.A., CH-2610 Saint-Imier, Switzerland.
LONGINES® is a registered trademark.

We are delighted you have become the owner of a LONGINES watch. We recommend you read this instruction manual carefully before using your LONGINES watch for the first time in order to ensure its correct operation and long life. If you would like more information about your watch or if it is fitted with a complication, you can find detailed information and tutorials by going to our website at www.longines.com/instruction-manual or by scanning the QR code.







Precautions concerning water-resistance

A watch's water-resistance can be affected by changes caused by the gaskets drying out, or an accidental shock to the crown. To help maintain your watch's water-resistance, we recommend rinsing it in soft water after any contact with sea water and having its water-resistance checked once a year by an approved LONGINES Service Centre. In no circumstances should you open your watch yourself.

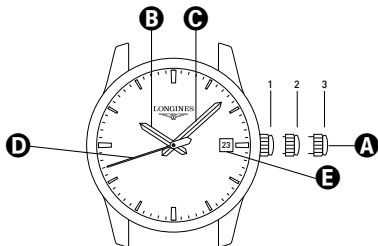
IMPORTANT! Never activate the time-setting crown and/or push-pieces when the watch is underwater, and ensure that the crown and push-pieces are pushed in or screwed down before any immersion in water.

International warranty	2
Water-resistance	3
Setting the time	4
Longines warranty card	5

	1	2	3	4	5
	None	Not water-resistant	No	No	No
3 bar 		Water-resistant to a pressure of 3 bar (30 m)*	Yes	Yes	Yes
5 bar 		Water-resistant to a pressure of 5 bar (50 m)*	Yes	Yes	Yes
10 bar 		Water-resistant to a pressure of 10 bar (100 m)*	Yes	Yes	Yes
30 bar 		Water-resistant to a pressure of 30 bar (300 m)*	Yes	Yes	Yes

- 1 indication on the case back
- 2 meaning*
- 3 rain, washing your hands
- 4 showering, taking a bath, washing dishes, doing housework
- 5 swimming, snorkelling

*The water-resistance values given in metres are equivalent to pressure applied in accordance with standard ISO 22810.

**A** Crown**D** Seconds**B** Hours**E** Date**C** Minutes**Screw-in crown**

Some LONGINES models are fitted with a screw-in crown which must be unscrewed before setting the time, correcting the date or winding. After setting the time or winding, return the crown to position **1**, then push it back in and screw it in firmly in order to ensure the watch's water-resistance.

Setting the time

Pull the crown out to position **3** when the seconds hand is at 60. Turn the crown forwards or backwards until the desired time is displayed. Once the time is correctly set, push the crown back in to position **1**.

Quick date correction

Pull the crown out to position **2** and turn it forwards to correct the date. While you are doing this, your watch continues to operate and so the time does not need resetting. The date needs correcting after any month with fewer than 31 days. Push the crown back in to position **1**. The date changes when the hour hand passes midnight.

Do not attempt quick correction of the date between 8 p.m. and 3 a.m.

Scanning the QR code on your watch's warranty card with your smartphone's camera gives you access to the LONGINES website. There you will find the specific instruction manual for your watch, available in 33 languages, together with advice for maintaining your watch and the warranty terms.



You can also access this information via the QR code to be found in the instruction manual, or by going to: www.longines.com/instruction-manual

LONGINES

The Longines logo, featuring a stylized winged hourglass, is positioned centrally below the brand name.

www.longines.com/instruction-manual