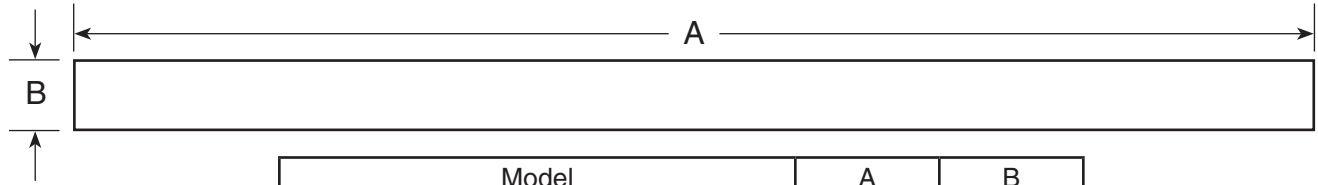




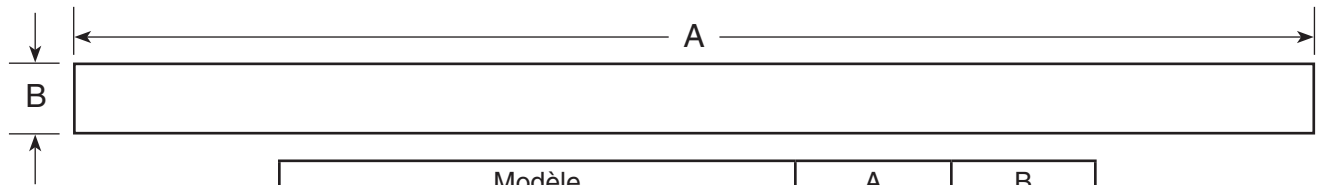
Countertop cut-out dimensions for Best downdraft models
D49M30SB, D49M30BLS, D49M36SB, D49M36BLS, D49M48SB



Model	A	B
D49M30SB (30" Stainless Steel)	27-1/16"	1-7/8"
D49M30BLS (30" Black Stainless Steel)	27-5/16"	
D49M36SB (36" Stainless Steel)	33-1/16"	
D49M36BLS (36" Black Stainless Steel)	33-5/16"	
D49M48SB (48" Stainless Steel)	45-1/16"	



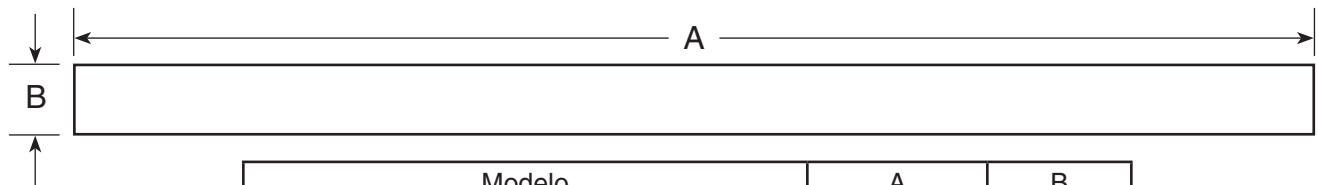
Dimensions pour la découpe du comptoir des hottes à tirage descendant Best modèles D49M30SB, D49M30BLS, D49M36SB, D49M36BLS, D49M48SB



Modèle	A	B
D49M30SB (30 po acier inoxydable)	27-1/16 po	1-7/8 po
D49M30BLS (30 po acier inoxydable noir)	27-5/16 po	
D49M36SB (36 po acier inoxydable)	33-1/16 po	
D49M36BLS (36 po acier inoxydable noir)	33-5/16 po	
D49M48SB (48 po acier inoxydable)	45-1/16 po	



Dimensiones del corte de la encimera para ventiladores de tiro descendente Best modelos D49M30SB, D49M30BLS, D49M36SB, D49M36BLS, D49M48SB



Modelo	A	B
D49M30SB (30 pulg. acero inoxidable)	27-1/16 pulg.	1-7/8 pulg.
D49M30BLS (30 pulg. acero inoxidable negro)	27-5/16 pulg.	
D49M36SB (36 pulg. acero inoxidable)	33-1/16 pulg.	
D49M36BLS (36 pulg. acero inoxidable negro)	33-5/16 pulg.	
D49M48SB (48 pulg. acero inoxidable)	45-1/16 pulg.	