

**SPO30CM/B/TH****FEATURES**

Combines microwave, convection, and broil technologies to provide all-in-one oven versatility

Provides more cooking power than a traditional microwave with the help of convection and broil

Assures predictably delicious results with 10 microwave power levels, convenient quick-start modes, and an intuitive Gourmet mode

Fits a 9-by-13 pan in the 1.6 cubic feet, stainless-steel interior

Micro Bake and Micro Roast modes reduce or completely eliminate preheat times

Frees up counter space with efficient drop-down door design

Coordinates with other Wolf built-in ovens and appliances with various handle and trim options

Master your technique with tips and recipes from the Mastering the Speed Oven guide

**ACCESSORIES**

30" Side Trim Kit with ¾" Black Tubular Handle

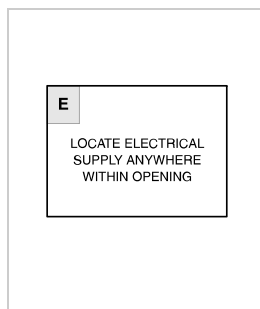
Accessories available through an authorized dealer.  
For local dealer information, visit [subzero-wolf.com/locator](https://subzero-wolf.com/locator).



## PRODUCT SPECIFICATIONS

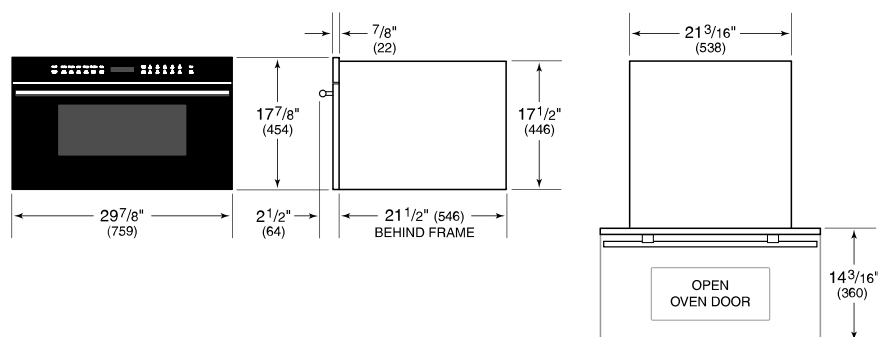
|                    |                                |
|--------------------|--------------------------------|
| Model              | SPO30CM/B/TH                   |
| Dimensions         | 29 7/8"W x 17 7/8"H x 21 1/2"D |
| Capacity           | 1.6 cu. ft.                    |
| Door Clearance     | 14 3/16"                       |
| Weight             | 105 lbs                        |
| Electrical Supply  | grounded, 240/208 VAC, 60 Hz   |
| Electrical Service | 15 amp dedicated circuit       |
| Power Cord Length  | 6 Feet                         |
| Receptacle         | NEMA 6-20R grounding type      |

## ELECTRICAL

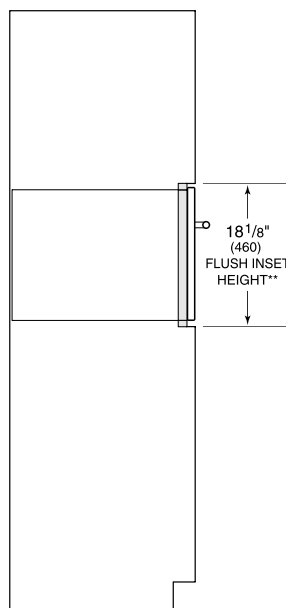
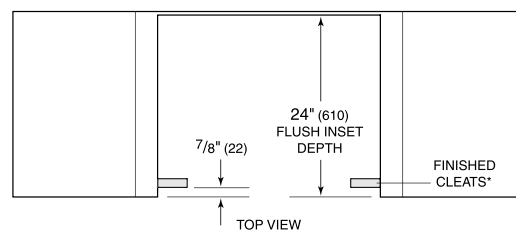


**NOTE:** Dimensions in parenthesis are in millimeters unless otherwise specified

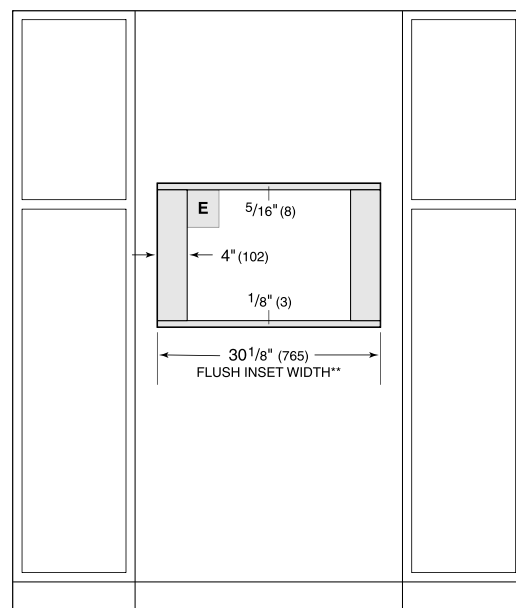
## DIMENSIONS



## FLUSH INSTALLATION



SIDE VIEW



FRONT VIEW

\*Will be visible and should be finished to match cabinetry.  
\*\*Dimension provides minimum reveals.