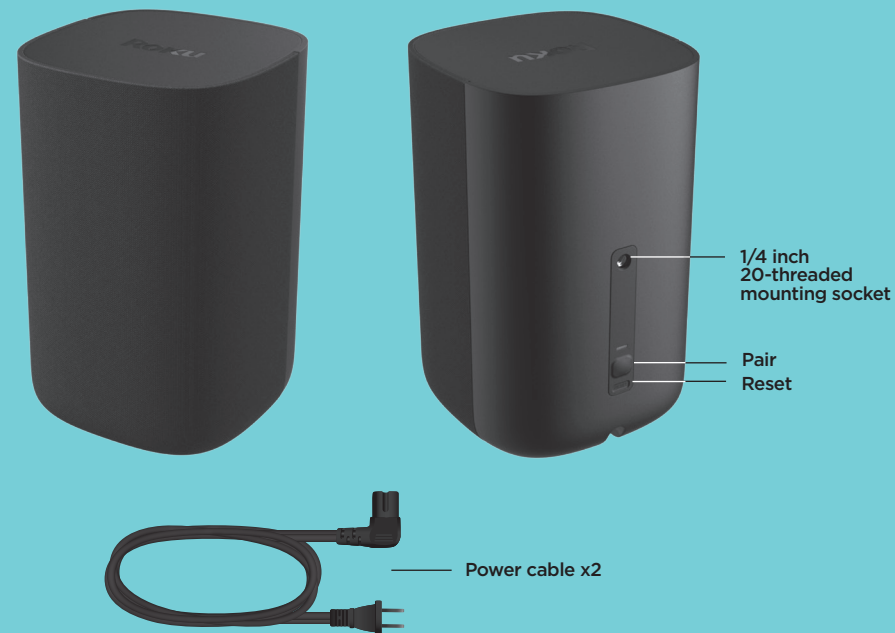


Get ready for premium sound
ROKU Wireless Speakers



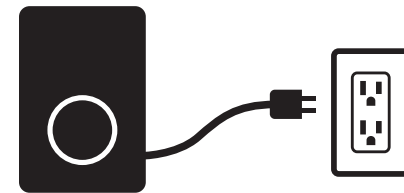
What you'll need



To get set up, you'll need:

- A Roku Smart Soundbar or a Roku TV™ connected to the internet
- Your Roku® remote

Let's get started




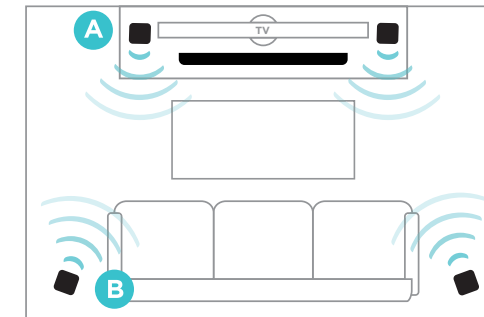
1. Power up your speakers

- Place your speakers within 30 feet of your TV.
- Plug them into a power outlet.



2. Prepare your TV

- Turn on your TV.
If you are using a Roku Smart Soundbar, switch inputs to your Roku Smart Soundbar.
- Press and hold  on your Roku remote for 5 seconds to open the setup menu.
- Select **Speakers**.



3. Follow the on-screen setup

- Your Roku Wireless Speakers will automatically be detected and begin pairing.
- A** Front speaker setup for Roku TV.
- B** Surround speaker setup for Roku Smart Soundbar.

Enjoy your Roku Wireless Speakers!

Tips and Tricks

Sound settings

- **Volume Leveling**—Helps keep your volume consistent and quiets loud commercials.
- **Speech Clarity**—Improves voice clarity so your favorite TV is easier to hear.
- **Night Mode**—Lowers loud scenes while boosting quiet ones so you don't wake the house.

Using voice commands


Press and hold the voice button on compatible remotes and say things like:

“Play classic rock.”

“Set volume to 30.”

“Launch The Roku Channel.”

Using sound settings

- While streaming, press .
- Go to **Sound settings**.
- Turn on the settings you want.

Expanded Stereo settings*

- **Movies & TV**—Simulates surround sound no matter what you're watching.
- **Music**—Plays the same audio from all of your speakers.
- **Off**—You'll only hear stereo from your front speakers.

*Requires Roku Smart Soundbar

Pairing a Bluetooth® device

- Select the **Bluetooth** channel tile on your home screen.
- Follow the on-screen instructions.

Easily expandable For even deeper, richer bass



Roku Wireless Subwoofer

Sold separately.

Need more help getting started?

[go.roku.com/rokuspeakers](https://www.roku.com/rokuspeakers)



Video
tutorials



Wireless
help

Find tips, free trials and more.

[blog.roku.com](https://www.blog.roku.com)



Roku Blog



ROKU

© 2020 Roku, Inc. All rights reserved. ROKU, ROKU TV, and the ROKU logo are the trademarks of Roku, Inc. The Bluetooth word mark and logos are registered trademarks owned by Bluetooth SIG, Inc. All other trademarks and logos herein are the property of their respective owners.

Just wait until you hear these

ROKU Wireless Speakers Quick Start Guide

For more, visit: [go.roku.com/rokuspeakers](https://www.roku.com/rokuspeakers)



4100000557_5