

FLEXSTEEL®

© Flexsteel Industries, Inc. | Last Updated 02/24/2022

SECTPH
59PH
58PH
57PH
26P
25P
23
19

FEATURES

Flexsteel Spring Unit

- DualFlex

Back Construction

- Attached

Seat Construction

- Attached

Seat Cushion(s)


- High-Density (HC)

- Standard
- Optional


PRODUCT DIMENSIONS

	OVERALL			SEAT			Arm Height	Open Depth	Wall Clearance
	Height	Width	Depth	Height	Width	Depth			
Straight Console -72	40"	13"	40"	40"	13"	40"	40"		
Armless Power Recliner with Power Headrest -59PH	40"	32"	40"	20"	32"	22"	20"	64"	5"
RAF Power Recliner with Power Headrest -58PH	40"	39"	40"	20"	32"	22"	27"	65"	5"
LAF Power Recliner with Power Headrest -57PH	40"	39"	40"	20"	32"	22"	27"	65"	5"
RAF Power Reclining Chaise -26P	40"	39"	62"	20"	32"	44"	27"	74"	11"
LAF Power Reclining Chaise -25P	40"	39"	62"	20"	32"	44"	27"	74"	11"
Full Wedge -23	40"	70"	39"	20"	43"	22"	20"		5"
Armless Chair -19	40"	32"	40"	20"	32"	22"	20"		

Stocked Colors



822-02
Leather/Vinyl



822-11
Leather/Vinyl

Printed samples may vary from actual swatches. Please refer to swatches for actual color.

NOTES

Straight console includes a storage compartment for belongings and two cup holders for drinks

The power control allows you to independently adjust the recline and headrest.

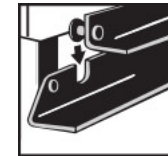
A separate home button returns the headrest and footrest to their original positions with one touch.

A USB port is included on the power control for powering electronics.

Zero draw technology only uses power when the USB port is in use.



**Power Recline
& Headrest**



Interlocking Brackets

Interlocking brackets securely attach one sectional component to another to prevent them from separating even when reclining.