

DET3050FI



FEATURES

Even when brimming with food, ClearSight™ LED lighting scheme fully illuminates the interior and reduces shadows, adding light where it's needed most—overhead and under each shelf

Sleek stainless accents trim the interior, matching the sophistication of the exterior

Easily customize settings with the tap of a finger via the conveniently accessible touch control panel

Position adjustable door shelves at various heights to accommodate assorted items

Fresh-tasting, filtered ice ready on-demand and activate Max Ice Mode to temporarily increase ice production

Locks in cold air with a magnetic door seal system

Wi-Fi enabled features enable remote control of temperature, provide important door-ajar notifications, and assist with remote service diagnostics—all from your mobile device

Sub-Zero offers an industry-leading full two-year warranty on appliances, along with a full five-year sealed system warranty and a limited twelve-year sealed system warranty

Accepts custom panels for an integrated look within cabinetry or stainless-steel accessory panels and handles to match other Sub-Zero, Wolf, and Cove products

ACCESSORIES

Reduced Toekick Divider

Stainless Steel Side Panel

Water Filter

Stainless Steel Tubular Handles

Stainless Steel Pro Handles

Stainless Steel Tubular Handles

Stainless Steel Pro Handles

Dual Installation Kits

Stainless Steel Door Panels With Pro Handle


Stainless Steel Door Panels With Tubular Handle

Stainless Steel Drawer Panels With Pro Handles

Stainless Steel Drawer Panels With Tubular Handles

Stainless Steel Dual Installation Kickplates

Accessories are available through an authorized dealer.
For local dealer information, visit subzero-wolf.com/locator.



HANDLE ACCESSORIES

PRO



TUBULAR



PRODUCT DETAILS

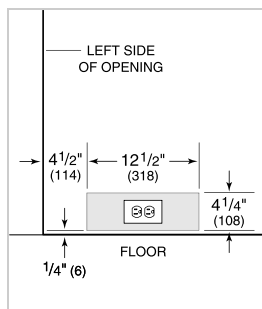
FREEZER

- LED freezer lights
- 3 adjustable wire shelves
- 4 adjustable door shelves
- 2 full-extension roll-out freezer drawers; one with adjustable dividers
- Automatic ice maker with removable ice container

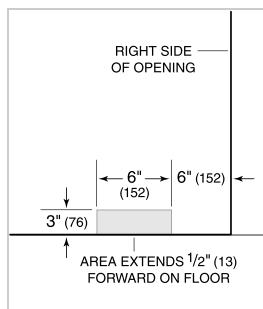
PRODUCT SPECIFICATIONS

Model	DET3050FI
Dimensions	30"W x 84"H x 24"D
Door Clearance	28 1/2"
Drawer Clearance	18 3/8"
Weight	458 lbs
Refrigerator Capacity	15.0 cu. ft.
Electrical Supply	115 VAC, 60 Hz
Electrical Service	15 amp dedicated circuit
Plumbing Supply	1/4" OD copper, braided stainless steel or PEX tubing
Plumbing Pressure	35–120 psi

ELECTRICAL



PLUMBING




NOTE: The electrical outlet must be positioned with the grounding prong to the right of the thinner blades.

PANEL SPECIFICATIONS For complete panels specifications including width/height, weight requirements and thickness requirements visit subzero-wolf.com/reveal.

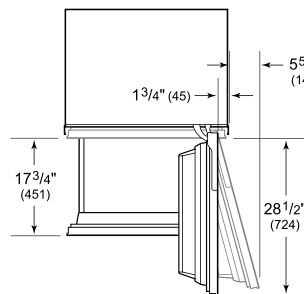
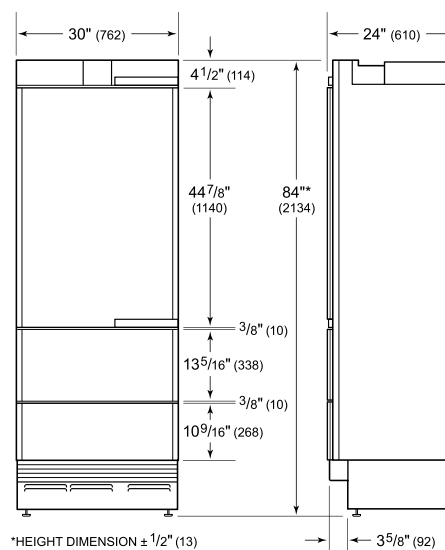
NOTE: Dimensions in parenthesis are in millimeters unless otherwise specified

INTERIOR VIEW

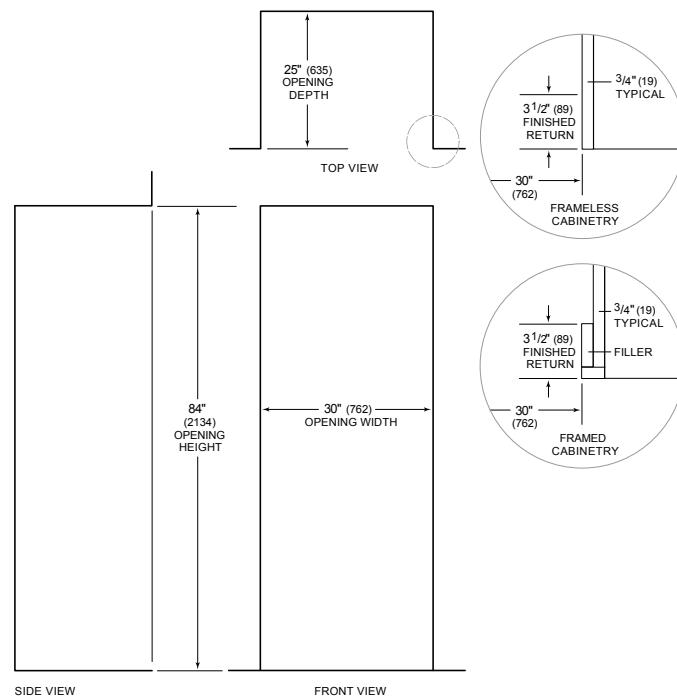


This illustration is intended for interior reference only and may not represent the exterior of the model being specified.

DIMENSIONS



STANDARD INSTALLATION



NOTE: 3 1/2" (89) finished returns will be visible and should be finished to match cabinetry