

DET3050RID



## FEATURES

Split Climate™ intelligent cooling system revolutionizes Sub-Zero's already-superior preservation capabilities, keeping food even fresher for longer thanks to a variable-speed compressor and two fans that consistently optimize the refrigerator temperature within 1 degree of set point

Even when brimming with food, ClearSight™ LED lighting scheme fully illuminates the interior and reduces shadows, adding light where it's needed most—overhead, under each shelf, and in each crisper drawer

Sleek stainless accents trim the interior, matching the sophistication of the exterior

Easily customize settings—from lighting to humidity—with the tap of a finger via the conveniently accessible touch control panel

Night Mode optimizes the interior lighting based on the detected ambient light, reducing the brightness by 90% in dim environments

Lift the base of the flip-up dairy compartment to store taller items on the shelf below

Delivers fresh-tasting, filtered water through an internal dispenser located discreetly within the refrigerator

Position adjustable door shelves at various heights to accommodate assorted items

Nano coating lines the perimeter of each glass shelf to create a hydrophobic barrier that helps contain spills

The easily accessible NASA-inspired air purification system scrubs the air of ethylene and odor every 20 minutes

Wi-Fi enabled features enable remote control of temperature, provide important door-ajar notifications, and assist with remote service diagnostics—all from your mobile device

Sub-Zero offers an industry-leading full two-year warranty on appliances, along with a full five-year sealed system warranty and a limited twelve-year sealed system warranty

Accepts custom panels for an integrated look within cabinetry or stainless-steel accessory panels and handles to match other Sub-Zero, Wolf, and Cove products

## ACCESSORIES

Air Purification Cartridge

Egg Container

Reduced Toekick Divider

Stainless Steel Side Panel

Water Filter

Stainless Steel Tubular Handles

Stainless Steel Pro Handles

Stainless Steel Tubular Handles

Stainless Steel Pro Handles

Dual Installation Kits

Stainless Steel Door Panels With Pro Handle

Stainless Steel Door Panels With Tubular Handle



## HANDLE ACCESSORIES

PRO



TUBULAR



## PRODUCT DETAILS

### REFRIGERATOR

- LED refrigerator lights
- 4 glass refrigerator shelves (3 adjustable; 1 stationary)
- Crisper drawer with dividers and sliding cover
- 1 deli drawer with adjustable dividers
- 3 door bins (2 adjustable; 1 stationary)
- 1 adjustable dairy compartment
- Internal water dispenser

Stainless Steel Drawer Panels With Pro Handles

---

Stainless Steel Drawer Panels With Tubular Handles

---

Stainless Steel Dual Installation Kickplates

Accessories are available through an authorized dealer.  
For local dealer information, visit [subzero-wolf.com/locator](https://subzero-wolf.com/locator).

---

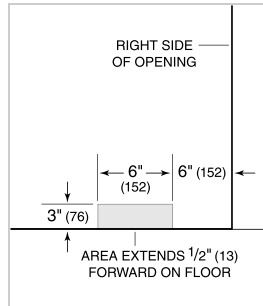
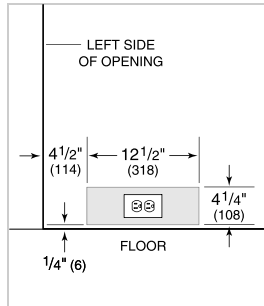
Specifications are subject to change without notice. This information was generated on January 14, 2022. Verify specifications prior to finalizing your cabinetry/enclosures.

**PRODUCT SPECIFICATIONS**

Model	DET3050RID
Dimensions	30"W x 84"H x 24"D
Door Clearance	28 1/2"
Drawer Clearance	18 3/8"
Refrigerator Capacity	16.4 cu. ft.
Electrical Supply	115 VAC, 60 Hz
Electrical Service	15 amp dedicated circuit
Plumbing Supply	1/4" OD copper, braided stainless steel or PEX tubing
Plumbing Pressure	35–120 psi

**ELECTRICAL**

**PLUMBING**

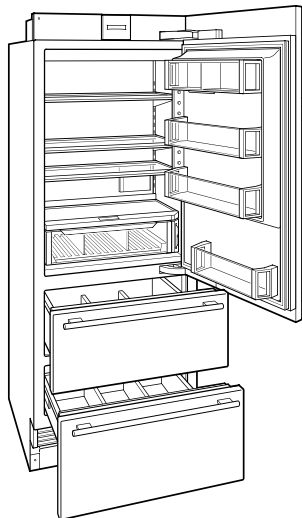


**NOTE:** The electrical outlet must be positioned with the grounding prong to the right of the thinner blades.

**PANEL SPECIFICATIONS** For complete panels specifications including width/height, weight requirements and thickness requirements visit [subzero-wolf.com/reveal](http://subzero-wolf.com/reveal).

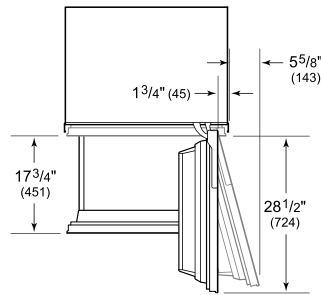
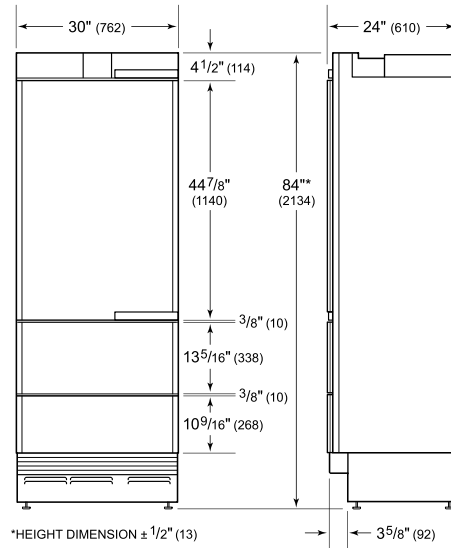
**NOTE:** Dimensions in parenthesis are in millimeters unless otherwise specified

**INTERIOR VIEW**

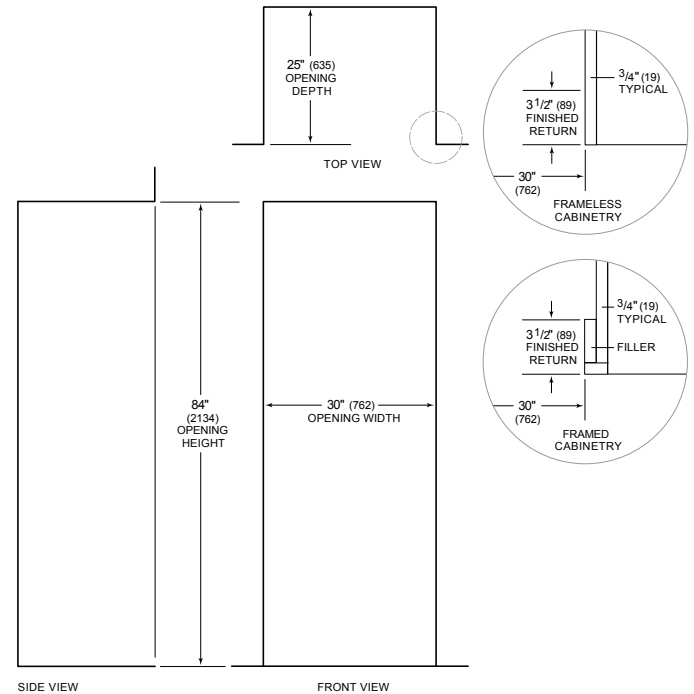


This illustration is intended for interior reference only and may not represent the exterior of the model being specified.

**DIMENSIONS**



**STANDARD INSTALLATION**



**NOTE:** 3 1/2" (89) finished returns will be visible and should be finished to match cabinetry