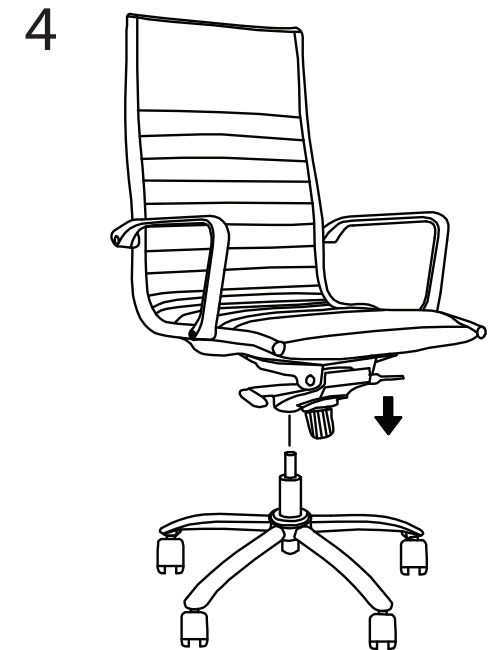
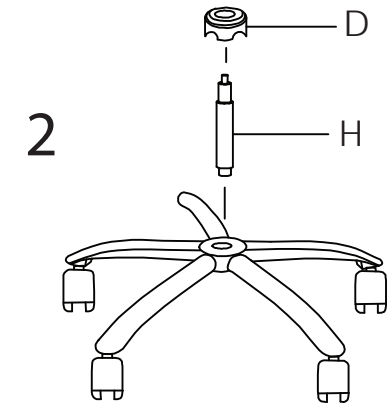
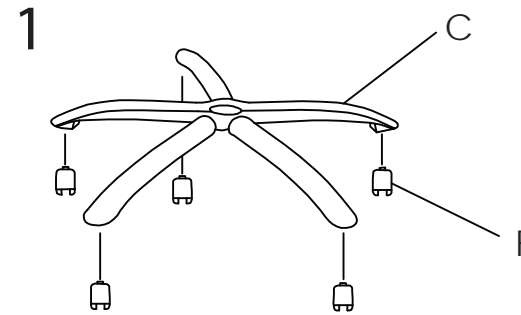


# eurow style

## Assembly Instructions

### DIRK High Back Office Chair - Matte Brushed Gold

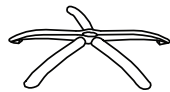
PLEASE NOTE: Check that you have received all components and hardware before assembling. If you are missing any parts, contact your retailer.



A (1 pc)



B (1 pc)



C (1 pc)



D (1 pc)



E (4 pcs)



F (5 pcs)



G (4 pcs)  
M8-1.25 x 15



H (1 pc)



I (1 pc)

During assembly, hand tighten screws only. When the screws are in place, tighten completely.