

15" STAINLESS GLASS DOOR WINE CABINET

TWC-15-R/L-SG-C

TWC-15-R-SG-C (Right hinged)

TWC-15-L-SG-C (Left hinged)

FEATURES

- Environmentally friendly R600a refrigerant.
- Industry exclusive, 300-series stainless steel interior and exterior.
- Zero-clearance hinging allows for integrated installation.
- Patented TruLumina® LED lighting gently illuminates your product and allows you to choose from 14 different color options with the push of a button.
- Low-E, double pane, UV tinted glass.
- True Precision Control® with steel touch technology and readout provides digital accuracy.
- Temperature Range can be adjusted from 40°F (4.4°C) to 65°F (18.3°C).
- TrueFlex® shelving system allows for adjustable organization options.
- Sabbath mode compliant.
- Lock standard on stainless steel models (SG).
- All undercounter models UL rated for outdoor use.

ORGANIZATION

- 5 glide-out wine racks – 20 bottles.
- 1 floor wine cradle – 3 bottles.



BUILD YOUR TRUE

Customize your True with a variety of finish and hardware options at true-residential.com/custom.



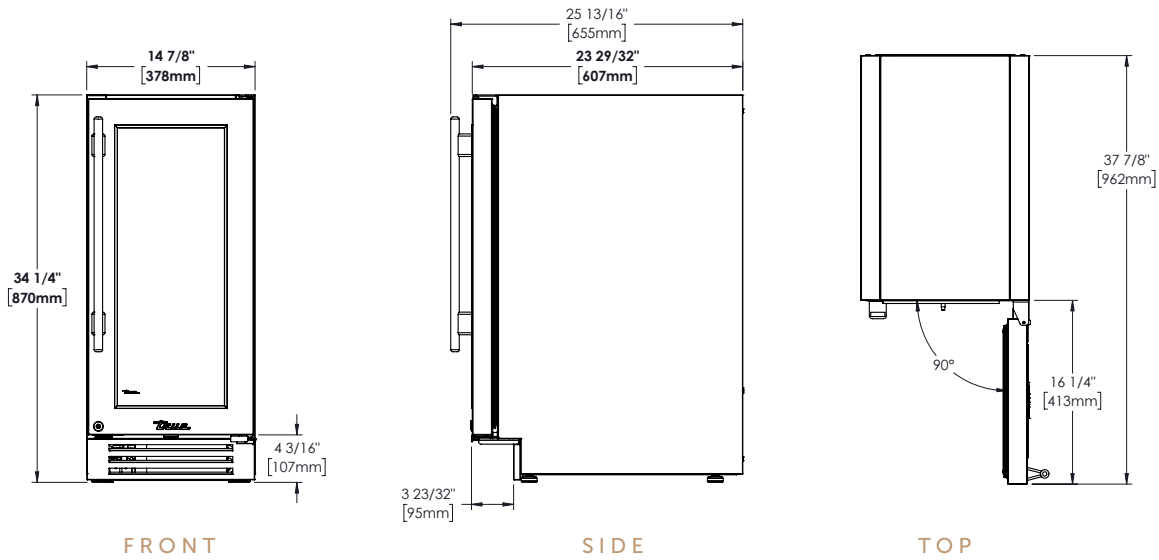
TWC-15-R-SG-C

SPECIFICATIONS

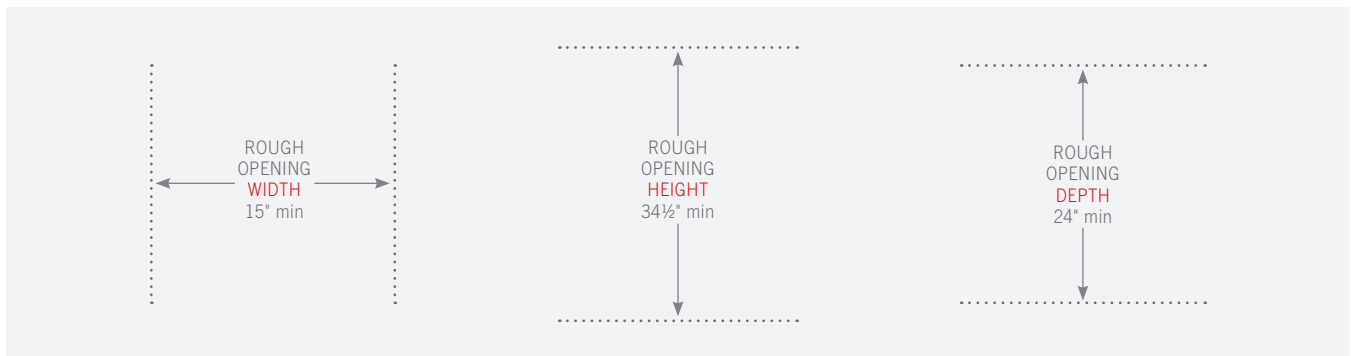
Dimensions (w x h x d)	14 $\frac{7}{8}$ " x 34 $\frac{1}{4}$ " x 23 $\frac{7}{8}$ "
Cutout Dimensions (w x h x d)	15" x 34 $\frac{1}{2}$ " x 24"
Capacity (cu. ft.)	3.1  x23
Temperature Range	40°F - 65°F
Weight (lbs.)	170
Voltage	115/60/1  115/60/1 NEMA-5-15R
Amps	2
Annual Energy Consumption (kwh)	252
Power Cord Length (ft.)	8
Energy Star Rated	—

15" STAINLESS GLASS DOOR WINE CABINET

TWC-15-R/L-SG-C



OPENING DIMENSIONS



MODEL OPTIONS

MODEL	FINISH
TWC-15-R-SG-C	Stainless glass door right-hinged
TWC-15-L-SG-C	Stainless glass door left-hinged

ACCESSORIES (OPTIONAL)

- Anti-condensation pads
- Glide-out wine shelf

WARRANTY

- 3 year full (parts & labor)
- 6 year sealed system (parts & labor)
- 7–12 year (parts only – sealed system on registered products)