

IC-24C



## FEATURES

Monitor and control remotely with Wi-Fi connectivity

Accepts custom panels for an integrated look within cabinetry or stainless-steel accessory panels and handles to match other Sub-Zero, Wolf, and Cove products

Preserves frozen foods with frigid, dry air

Creates a seamless look with single door design in your kitchen

Controls temperature within one degree of setpoint

Locks in cold air with a magnetic door seal system

Fight spoilage and odors with a NASA-inspired air purification system

Keeps produce fresher with high-humidity, sealed crisper and deli drawers

Refer to freshness cards for tips on food preservation, use, and care

Promotes easy clean-up with Nano-coated, spill-proof shelves

Control brightness with soft-on LED lighting

## ACCESSORIES

Reduced Toekick Divider

Stainless Steel Side Panel

Stainless Steel Top Panel

Stainless Steel Tubular Handles

Stainless Steel Pro Handles

Dual Installation Kits

Stainless Steel Door Panels With Pro Handle - 4" Toe Kick

Stainless Steel Door Panels With Pro Handle - 6" Toe Kick

Stainless Steel Door Panels With Tubular Handle - 4" Toe Kick

Stainless Steel Door Panels With Tubular Handle - 6" Toe Kick

Stainless Steel Dual Installation Kickplates

Accessories are available through an authorized dealer.  
For local dealer information, visit [subzero-wolf.com/locator](http://subzero-wolf.com/locator).



## HANDLE ACCESSORIES

PRO



TUBULAR



## PRODUCT DETAILS

### REFRIGERATOR

- LED refrigerator and freezer lights
- 3 adjustable glass shelves
- Crisper drawer with adjustable dividers
- 5 door bins (3 adjustable; 2 stationary)
- 1 adjustable dairy compartment

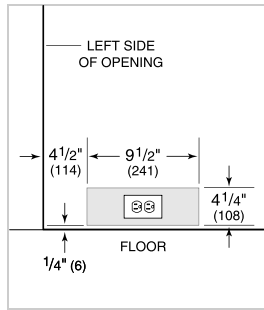
### FREEZER

- 2 freezer drawers with adjustable dividers

**PRODUCT SPECIFICATIONS**

Model	IC-24C
Dimensions	24"W x 84"H x 24"D
Door Clearance	22 1/2"
Refrigerator Capacity	8 cu. ft.
Freezer Capacity	3.1 cu. ft.
Electrical Supply	115 VAC, 60 Hz
Electrical Service	15 amp dedicated circuit

**ELECTRICAL**




**NOTE:** The electrical outlet must be positioned with the grounding prong to the right of the thinner blades.

**PANEL SPECIFICATIONS** For complete panels specifications including width/height, weight requirements and thickness requirements visit [subzero-wolf.com/reveal](http://subzero-wolf.com/reveal).

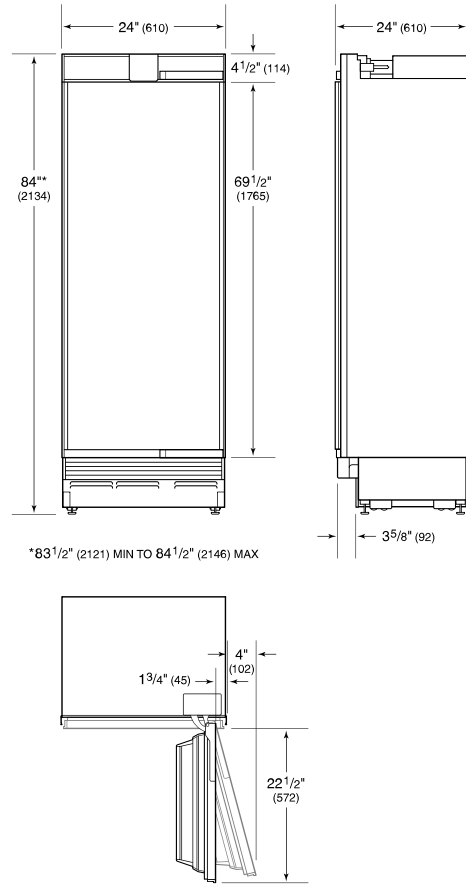
**NOTE:** Dimensions in parenthesis are in millimeters unless otherwise specified

**INTERIOR VIEW**

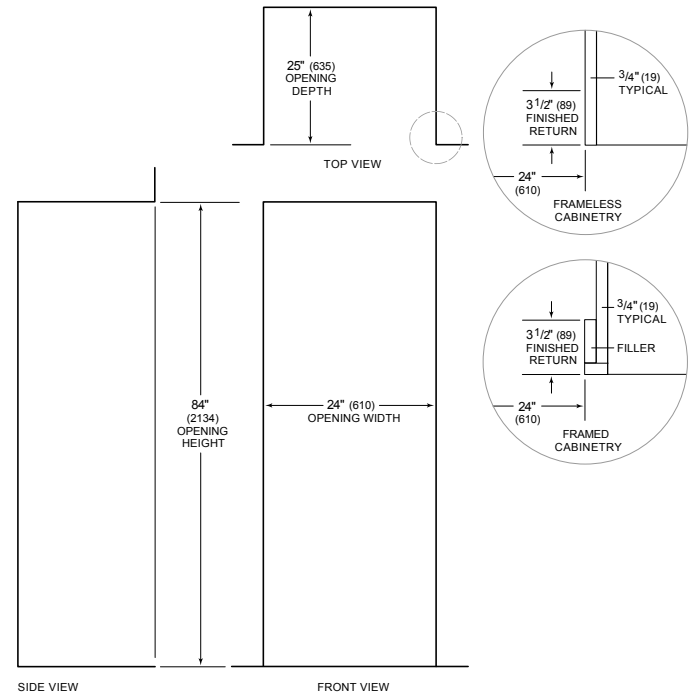


This illustration is intended for interior reference only and may not represent the exterior of the model being specified.

**DIMENSIONS**



**STANDARD INSTALLATION**



**NOTE:** 3 1/2" (89) finished returns will be visible and should be finished to match cabinetry