

BI-48SD/S



## FEATURES

- Monitor and control remotely with Wi-Fi connectivity
- Preserves refrigerated foods with cool, moist air and frozen foods with frigid, dry air
- Fight spoilage and odors with a NASA-inspired air purification system
- Locks in cold air to ensure freshness with magnetic door seals
- Keeps produce fresher with high-humidity, sealed crisper and deli drawers
- Controls temperature within one degree of setpoint
- Filters water and ice, removing contaminants, chlorine taste, and odor
- Delivers fresh, filtered water through an external dispenser designed to blend in with the look of the door panel
- Yields ice automatically and "max ice" for additional production
- Ensures excellent visibility with bright lights
- Refer to freshness cards for tips on food preservation, use, and care

## ACCESSORIES

- 48" Stainless Steel Kickplate
- 90° Door Stop
- Air Purification Cartridge
- Egg Container
- Stainless Steel Pro Louvered Grille - 84"
- Stainless Steel Pro Louvered Grille - 84"
- Stainless Steel Pro Louvered Grille - 88"
- Stainless Steel Side Panel
- Water Filter
- Water Filter By-Pass Plug
- White Side Panel

Accessories are available through an authorized dealer.  
For local dealer information, visit [subzero-wolf.com/locator](http://subzero-wolf.com/locator).



## HANDLE OPTIONS

PRO



TUBULAR



## PRODUCT DETAILS

### REFRIGERATOR

- 1 adjustable dairy compartment
- 1 high-humidity crisper drawer with adjustable dividers
- 2 refrigerator storage drawers with adjustable dividers
- 5 glass refrigerator shelves (4 adjustable; 1 stationary)
- 5 refrigerator door bins (3 adjustable; 2 stationary)
- LED refrigerator and freezer lights

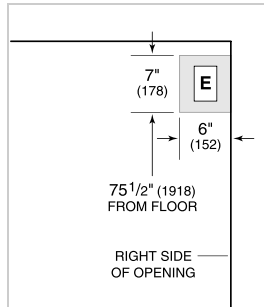
### FREEZER

- 3 freezer storage drawers
- 4 wire freezer shelves (3 adjustable; 1 stationary)
- 5 adjustable freezer door bins

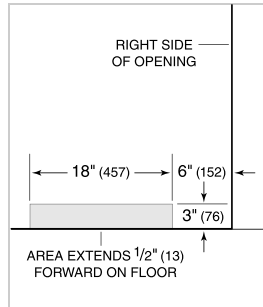
**PRODUCT SPECIFICATIONS**

Model	BI-48SD/S
Dimensions	48"W x 84"H x 24"D
Door Clearance	30"
Weight	656 lbs
Refrigerator Capacity	18.8 cu. ft.
Freezer Capacity	9.6 cu. ft.
Electrical Supply	115 VAC, 60 Hz
Electrical Service	15 amp dedicated circuit
Plumbing Supply	1/4" OD copper, braided stainless steel or PEX tubing
Plumbing Pressure	35–120 psi
Receptacle	3-prong grounding-type

**ELECTRICAL**



**PLUMBING**



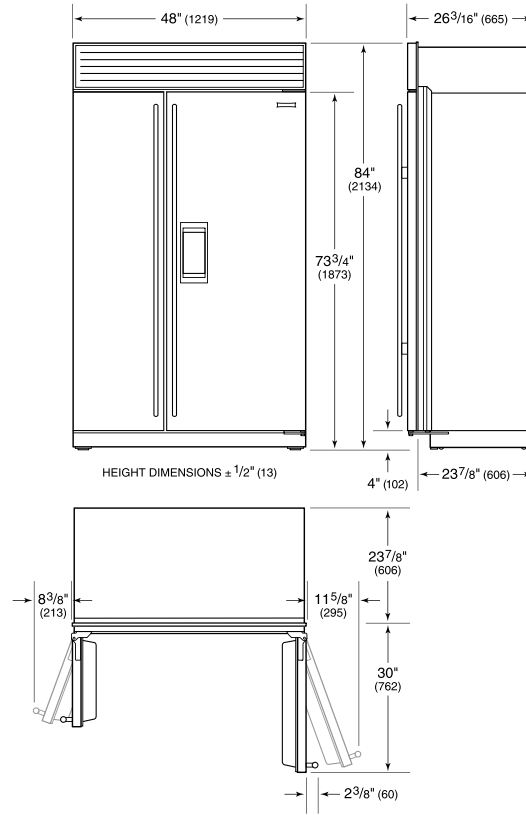
**NOTE:** Dimensions in parenthesis are in millimeters unless otherwise specified

**INTERIOR VIEW**

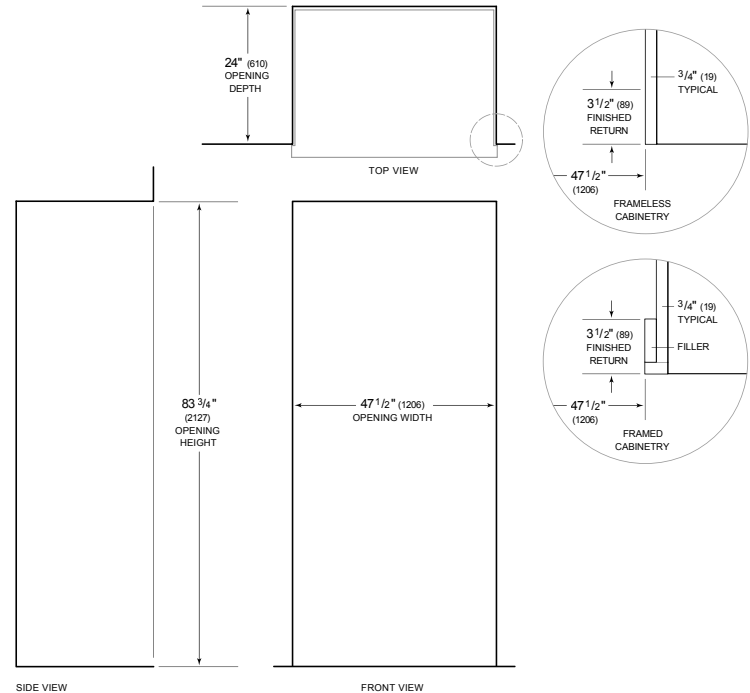


This illustration is intended for interior reference only and may not represent the exterior of the model being specified.

**DIMENSIONS**



**STANDARD INSTALLATION**



**NOTE:** 3 1/2" (89) finished returns will be visible and should be finished to match cabinetry. Shaded line represents profile of unit.