




SONAMP[®]

The Good Life. Amplified.



WE'VE IMPROVED HOME AUDIO IN A BIG WAY.







SONAMP SERIES AMPLIFIERS FROM SONANCE.

INNOVATING THE WAY YOU LISTEN TO AUDIO.

A home may have walls, but it should have no barriers. No degradation of sound quality no matter where you roam. No limitations to enjoying music or audio as true to its form as when originally recorded. And therein lies our mission at Sonance: to deliver audio in its purest form. To reproduce sound perfectly, whether you're in the same room or in one on the other side of your home. To that end, we're on a never-ending quest and leave a

legacy of groundbreaking ideas behind us to prove it, from BBE sound enhancement and our Smart Amplifier Technology to automatic switching and protection. In fact, Sonance was the first to develop an amplifier for multi-room use, and one that can be custom set for your listening pleasure. Our latest breakthrough, the Sonamp 275 SE, delivers unsurpassed sound-enhancing capabilities.





VISIONARY DESIGN

Sonamp amplifiers are built better, they sound better, and they're a pleasure to use. Here are a few reasons why:

BBE®. The standard in professional audio, BBE takes sound quality to the next level. Using proprietary high- and low-frequency processing, it dramatically improves sound focus with time-alignment circuitry, automatically adjusting your audio and bass, to provide life-like sound. BBE also restores clarity and definition to spoken voices, making paging systems easier to understand without having to run them at high volumes. In fact, the BBE process is so effective that it can even compensate for inferior sound from poor-quality source material or compressed sources like MP3. Sonance offers both manual control as well as automated triggering—an external control voltage adjusts the amount of BBE processing (6dB, 9dB or none) depending on the audio source.

SAT. These optional Smart Amplifier Technology module bays make it easy to customize and upgrade your amplifier on-site rather than requiring in-shop

work. Easily configure a Sonamp amplifier for balanced input capability or automatic line-level input switching, or add BBE Sound Enhancement right at the installation.

ASAP. With this feature on-board, your Sonamp amplifier automatically overrides a household-wide audio system source to provide amplification for a dedicated source component in a bedroom or office. Ideal for watching a particular TV program or enjoying a CD in one room while the rest of your home continues listening to background music.

Triggers. Sonamp trigger inputs enable you to turn amps on automatically. Trigger outputs give your Sonamp the ability to activate other components — giving you much more flexibility.

Rack-Mounts. All Sonamp amplifiers (except the ASAP1) are rack-mountable so that you can easily add them to media racks, cabinets, shelving, or armoires.





1250MKII and 1230 12-Channel Amps. The 1250MKII and 1230 have L/R, AUX and direct channel inputs with DIP switches that give you the ultimate flexibility in system configuration. Both models have 12 channels that can be bridged in pairs. For example, a single 1250MKII could have two pairs of channels bridged to provide 100 watts/ch of power to a set of speakers for a dedicated listening area, while the other eight unbridged channels provide 50 watts/ch of power to a four-room distributed audio system. Tamper-resistant input sensitivity controls simplify adjustments, while binding post speaker terminals accept five different types of speaker wire terminations. And like all Sonamp amplifiers (except the



Twelve channels enable you to configure the perfect system for a home theater or whole-home application.

ASAP1), the 1250MKII and 1230 have line outputs that make it simple to daisy-chain multiple amplifiers in larger systems.

275 SE/275X3 SE FEATURES

- Dual power supplies and high-current amplifier topology enhances reliability and stability. 275 SE and 275X3 SE are stable to a 2.66-ohm load, enabling them to drive three sets of 8-ohm speakers simultaneously.
- Defeatable high-pass filter protects in-wall volume controls (and the speakers they're connected to)
- Can be bridged to provide up to 270 Watts at 8 ohms (275 SE only)
- Active current limit, short-circuit and speaker protection; auto-resetting thermal protection shutoff
- Protect/Clipping LEDs for easy level setup
 - Ground lift switch to break a hum loop caused by the chassis making contact in a rack system.
- 275X3 SE features built-in switcher for up to three pairs of speakers



Smart Amplifier Technology (SAT) gives you outstanding flexibility to upgrade or outfit your system simply by inserting a new module.

THE RIGHT AMPLIFIER FOR ANY ROOM.

The Sonamp line of amplifiers was built for exceptional sound reproduction and outstanding flexibility. Whatever your amplifier needs, we have a model that's perfect for it. Everything from multi-zone, whole house audio distribution, to home theater sound. We even offer ASAP and SAT models that automatically switch a single zone between two different sources. Take a look and see which Sonamp model is right for you.



SONAMP 275 SE, 275X3 SE, 275 SE RMF & 275X3 SE RMF

Power Output (both channels driven): 75 watts RMS per channel @ 8 ohms; 135 watts RMS per channel @ 4 ohms; 175 watts RMS per channel @ 2.7 ohms
Bridged Power (20Hz–20kHz): 250 watts RMS @ 8 ohms (275 SE & 275 SE RMF only)
Bridged Midband Power (1kHz): 270 watts RMS @ 8 ohms (275 SE & 275 SE RMF only)
Total Harmonic Distortion: <0.05% (20Hz–20kHz @ 8 ohms); <1.0% (20Hz–20kHz @ 4 ohms); <0.2% (20Hz–20kHz @ 2.7 ohms)
Signal-to-Noise Ratio: 100dB below rated output (A-weighted)
Input Sensitivity: 700mv for 75 watts @ 8 ohms
BBE Effect: +9dB, +6dB, OFF
Power Consumption: 800 watts (675VA) at full output
Heat Output: 1330 BTU/HR (at full power)
275 SE & 275X3 SE Dimensions (W x H x D): 16-3/4" x 3-7/8" x 15-1/4" (425mm x 98mm x 387mm)
275 SE RMF & 275X3 SE RMF Dimensions: 19" x 3-1/2" x 15-1/4" (483mm x 89mm x 387mm)
275 SE RMF & 275X3 SE RMF Rack Height: 2u
Shipping Weight: 24 lbs (10.9 kg)



SONAMP ASAP1

Power Output (Stereo): 20 watts per channel @ 8 ohms
Switching Triggers: Audio and video
Inputs: Main system–Speaker-level; Local system–Speaker/Line-level
Sensitivity & delay adjustments: 3-stage detector circuitry
Total Harmonic Distortion: <0.1%
IM Distortion (SMPTE 4-1): <0.05% @ 8 ohms
Signal-to-Noise Ratio: 100dB below rated output
Input Sensitivity: 500mv
Protection Circuitry: AC fuse, thermal, short circuit
Heat Output: 55 BTU/HR (at full power)
Dimensions (W x H x D): 13-1/2" x 3" x 4-5/8" (343mm x 76mm x 118mm)
Shipping Weight: 7 lbs (3.2 kg)



SONAMP 1250MKII & 1250MKII RMF

Power Output (All Channels Driver): 50 watts per channel x 12 @ 8 ohms; 75 watts per channel x 12 @ 4 ohms
Power Output (Bridged): 100 watts per channel x 6 @ 8 ohms
Dynamic Headroom: +1.9dB x 12 @ 8 ohms; +1.8dB x 12 @ 4 ohms; ±3.5dB x 6 @ 8 ohms (bridged)
Total Harmonic Distortion: <0.03% (20Hz–20kHz @ 8 ohms, 50 watts); <0.06% (20Hz–20kHz @ 4 ohms, 75 watts); <0.01% (1 kHz 8 ohms, 50 watts); <0.01% (1 kHz 4 ohms, 75 watts)
I.M. Distortion (SMPTE 4:1): <0.01% @ 50 watts, 8 ohms
Signal-to-Noise Ratio: 100dB below rated output (A wtd)
Input Sensitivity: 700 millivolts for 50 watts RMS @ 8 ohms
Input Impedance: 20k ohms
Power Consumption: 1800 watts maximum @ 4 ohms, full power; 10 watts, standby
Fuse: 15A, MDA, 250V
Heat Output: 2868 BTU/HR
1250MKII Dimensions (W x H x D): 16-3/4" x 9-1/2" x 16-1/2" (425mm x 243mm x 420mm)
1250MKII RMF Dimensions: 19" x 8-3/4" x 16-1/2" (483mm x 224mm x 420mm)
1250MKII Rack Height: 5u
Shipping Weight: 55 lbs (25 kg)

SONAMP SMART AMPLIFIER TECHNOLOGY® MODULES



SONAMP BBE SAT MODULE

Adds BBE® Sound Enhancement to SAT series amplifiers.

- High-pass filter jumpers on PCB (-3dB @ 27Hz)
- Status LEDs
- Control voltage can trigger BBE effect on/off and change effect amount (+6dB, +9dB)
- Line-level outputs for daisy-chaining multiple amplifiers

Specifications

BBE Effect: +9dB; +6dB; OFF (switchable)

Frequency Response (Hi-pass filter off): 20Hz–20kHz (±0.25dB); (Hi-pass filter ON): 27Hz–20kHz (±0.25dB)

Output: Buffered

Dimensions (W x H x D): 5-3/4" x 1-1/4" x 4" (146mm x 31mm x 102mm)

Shipping Weight: 2 lbs (0.9 kg)



SONAMP AL1 SAT MODULE

Automatic line level audio switcher. Allows automatic switching from the main source input (distributed audio source) to a local source (such as a TV), while amplifying the signal through the amplifier. Adds flexibility to distributed audio applications.

- High-pass filter jumpers on PCB (-3dB @ 27Hz)
- Status LEDs for each input
- Quality signal relay for audio switching
- Short-circuit protection for control voltage output
- Line-level outputs for daisy-chaining multiple amplifiers

Specifications

Frequency Response (Hi-pass filter off): 20Hz–20kHz (±0.25dB); (Hi-pass filter ON): 27Hz–20kHz (±0.25dB)

Input Impedance: 42k ohms (Input A); 25k ohms (Input B)

Output: Non-Buffered

Connectors: Gold-plated RCA

Detect Sensitivity: 6mv–1v (adjustable via trim pot)

B to A delay time: 3 sec–2.5 min (adjustable via trim pot)

Dimensions (W x H x D): 5-3/4" x 1-1/4" x 4" (146mm x 31mm x 102mm)

Shipping Weight: 2 lbs (0.9 kg)



SONAMP LRI SAT MODULE

Adds balanced line functionality to SAT series amplifiers.

Enables the amplifier to receive a balanced audio signal, eliminating noise pickup over long cable runs in distributed audio systems.

- High-pass filter jumpers on PCB (-3dB @ 27Hz)
- Line-level outputs for daisy-chaining amplifiers
- Requires balanced audio sender at the signal source and shielded 4-conductor audio wire.

Specifications

Frequency Response (Hi-pass filter off): 20Hz–20kHz (±0.25dB); (Hi-pass filter ON): 27Hz–20kHz (±0.25dB)

Input Impedance: 12k ohms

Input Connector: Removable screw type

RCA Connectors: Gold-plated


Dimensions (W x H x D): 5-3/4" x 1-1/4" x 4" (146mm x 31mm x 102mm)

Shipping Weight: 2 lbs (0.9 kg)



SONAMP 2120T & 2120T RMF

Power Output (Stereo, both channels driven): 120 watts RMS per channel @ 8 ohms; 160 watts RMS per channel @ 4 ohms
Dynamic Power at Clipping: 163 watts per channel @ 8 ohms; 242 watts per channel @ 4 ohms
Total Harmonic Distortion: 0.05% 20Hz–20kHz @ 8 ohms (120 WRMS); 0.1% 20Hz–20kHz @ 4 ohms (160 WRMS)
I.M. Distortion (SMPTE 4:1): 0.02% @ 1 watt (8 ohms); 0.02% @ 120 watts (8 ohms)
Signal-to-Noise Ratio: >100dB below rated output (A-wtd)
Input Sensitivity: 1.1 Volt for 120 watts RMS @ 8 ohms
Input Impedance: 47k ohms
Power Consumption: 750 watts maximum (4 ohms, full power); 10 watts (idle, no signal)
Heat Output: 1332 BTU/HR (at full power)
2120T Dimensions (W x H x D): 16-3/4" x 5-5/8" x 12-5/8" (425mm x 143mm x 321mm)
2120T RMF Dimensions (W x H x D): 19" x 5-1/4" x 12-5/8" (483mm x 133mm x 321mm)
2120T RMF Rack Height: 3u
Shipping Weight: 26 lbs (11.8 kg)



SONAMP ASAP2SAT & ASAP2SAT RMF

Output Power (stereo): 50 watts RMS per channel @ 8 ohms; 65 watts per channel @ 4 ohms
Total Harmonic Distortion: <0.2% 20Hz–20kHz @ 8 ohms; <1.0% 20Hz–20kHz @ 4 ohms
B-to-A Delay: 3 seconds to 90 seconds (adjustable)
Heat Output: 785 BTU/HR (at full power)
Protection Circuits: AC fuse, thermal, short circuit
Signal-to-Noise Ratio: 100dB below rated output (A-weighted)
Input Sensitivity: 300mv for 59 watts @ 8 ohms
Input Impedance: 47k ohms, Min.
Power Consumption: 360 watts
ASAP2SAT Dimensions (W x H x D): 16-13/16" x 1-3/4" x 13-1/2" (425mm x 46mm x 343mm)
ASAP2SAT RMF Dimensions (W x H x D): 19" x 1-3/4" x 13-1/2" (483mm x 45mm x 343mm)
ASAP2SAT RMF Rack Height: 1u
Shipping Weight: 12 lbs (5.45 kg)



SONAMP 1230 & 1230 RMF

Power Output (All Channels Driven): 30 watts per channel @ 8 ohms; 45 watts per channel @ 4 ohms
Power Output (Bridged): 60 watts per channel x 6 @ 8 ohms
IHF: Dynamic Power: 49 Watts per channel, 12 channels @ 8 ohms; 78 Watts per channel, 12 channels @ 4 ohms; 158 Watts per channel, 6 channels @ 8 ohms (bridged)
Dynamic Headroom: +2.13dB, 12 channels @ 8 ohms; +2.38dB, 12 channels @ 4 ohms; +4.15dB, 6 channels @ 8 ohms (bridged)
Total Harmonic Distortion: <0.03% (20Hz–20kHz @ 8 ohms, 30W RMS); <0.10% (20Hz–20kHz @ 4 ohms, 45W RMS)
I.M. Distortion (SMPTE 4:1): <0.01% @ 30 watts, 8 ohms
Signal to Noise Ratio: 100dB below rated output (A wtd)
Input Sensitivity: 700 millivolt for 30 watts RMS @ 8 ohms
Input Impedance: 20k ohms
Power Consumption: 1400 watts maximum, 4 ohms, full power
Fuse: 10A AG **Heat Output:** 2732 BTU/HR
1230 Dimensions (W x H x D): 16-3/4" x 5-5/8" x 14-1/4" (425mm x 143mm x 362mm)
1230 RMF Dimensions: 19" x 5-1/4" x 14-1/4" (482mm x 133mm x 362mm)
1230 RMF Rack Height: 3u **Shipping Weight:** 38 lbs (17 kg)



BUILT FOR SPECTACULAR SOUND, YEAR AFTER YEAR.

Sonamp products not only work as designed, they simply work. Year after year after year. That's because they're built to last with high-quality components and durable parts, such as heavy-duty power supplies for reliability you can count on and high-current output stages that ably drive lower-impedance loads, such as when used with multiple speakers. It's why all of our products come standard with a five-year warranty.



212 Avenida Fabricante
San Clemente, CA 92672-7531
TEL 800-582-7777 | 949-492-7777
FAX 800-538-5151 | 949-361-5151
www.sonance.com