

ID-36CI



## FEATURES

Accepts custom panels for an integrated look within cabinetry or stainless-steel accessory panels and handles to match other Sub-Zero, Wolf, and Cove products

Controls temperature within one degree of setpoint

Assure maximum freshness with low-temp, high-humidity crisper and deli drawers

Locks in cold air to ensure freshness with magnetic door seals

Control brightness with soft-on LED lighting

Yields ice automatically and "max ice" for additional production

Open and close doors silently with soft-close technology

## ACCESSORIES

Dual Installation Kit

Egg Container

Reduced Toekick Divider

Stainless Steel Pro Handles

Stainless Steel Tubular Handles

Stainless Steel Drawer Panels With Pro Handles - 4" Toe Kick

Stainless Steel Drawer Panels With Pro Handles - 6" Toe Kick

Stainless Steel Drawer Panels With Tubular Handles - 4" Toe Kick

Stainless Steel Drawer Panels With Tubular Handles - 6" Toe Kick

Stainless Steel Dual Installation Kickplates

Accessories are available through an authorized dealer.  
For local dealer information, visit [subzero-wolf.com/locator](http://subzero-wolf.com/locator).



## HANDLE ACCESSORIES

PRO



TUBULAR



## PRODUCT DETAILS

### REFRIGERATOR

- Adjustable bottom drawer dividers
- LED lighting

### FREEZER

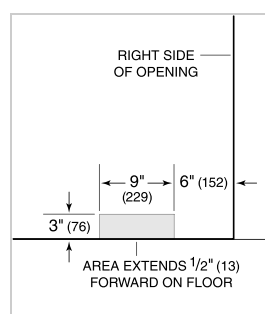
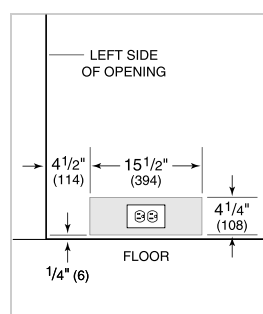
- Automatic ice maker
- Removable ice container

## PRODUCT SPECIFICATIONS

|                       |   |
|-----------------------|---|
| Model                 | ID-36CI   |
| Dimensions            | 36"W x 34 1/2"H x 24"D                                |
| Drawer Clearance      | 18 3/8"   |
| Refrigerator Capacity | 3.8 cu. ft.   |
| Freezer Capacity      | 2.5 cu. ft.   |
| Electrical Supply     | 115 VAC, 60 Hz  |
| Electrical Service    | 15 amp dedicated circuit                              |
| Plumbing Supply       | 1/4" OD copper, braided stainless steel or PEX tubing |
| Plumbing Pressure     | 35–120 psi  |

## ELECTRICAL

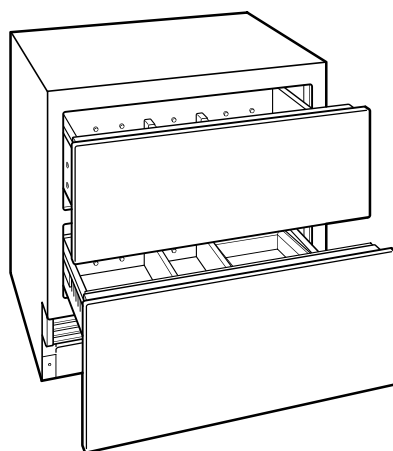
## PLUMBING



**PANEL SPECIFICATIONS** For complete panels specifications including width/height, weight requirements and thickness requirements visit [subzero-wolf.com/reveal](http://subzero-wolf.com/reveal).

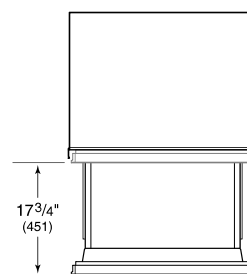
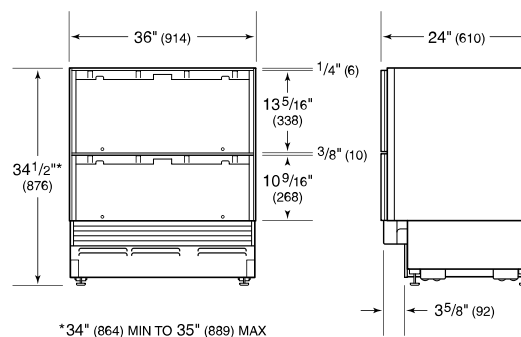
**NOTE:** Dimensions in parenthesis are in millimeters unless otherwise specified

## INTERIOR VIEW

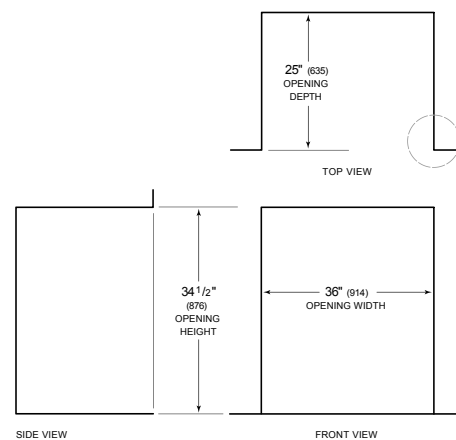


This illustration is intended for interior reference only and may not represent the exterior of the model being specified.

## DIMENSIONS



## STANDARD INSTALLATION



**NOTE:** 3 1/2" (89) finished returns will be visible and should be finished to match cabinetry

