



# ASSEMBLY INSTRUCTION

ITEM: 6025-75160-40 Vino della Vita Vintners Cabinet

Thank you for purchasing this quality product. Be sure to unpack carefully looking for small parts which may have come loose during shipment.  
Read all instruction and study the drawing carefully before starting the assembly process.

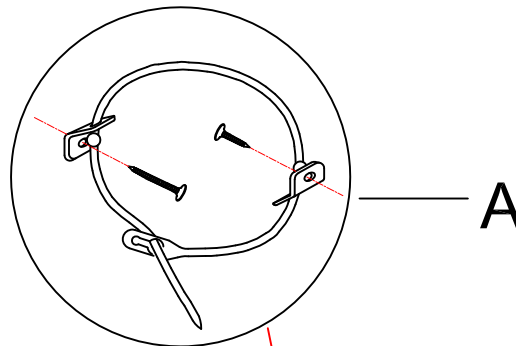
## HARDWARE PACK

NO.	DRAWING	DESCRIPTION	SIZE	Q'TY
A		Anti - Tip Kit		1PC

PART LIST			
NO.	DRAWING	DESCRIPTION	Q'TY
1		Glass Shelf	1PC
2		Basket	2PCS

## Tipping Restraint

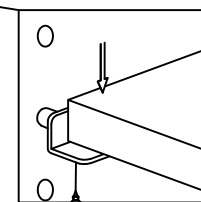
Anti-tip kit is included for use. We recommend installing for safety reason.



### STEP 1

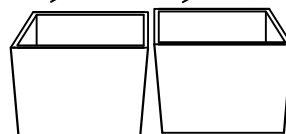
The adjustable glass shelf is packed in inner box to avoid damage during transit. Take out glass shelf from box and place it in wood shelf frame.

### STEP 2

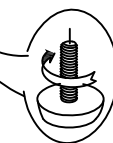


To adjust the shelf height, take out shelf pins then place shelf pins in the desired level.

Take out baskets from inner boxes and put them on bottom panel.



### STEP 3



### STEP 4

Adjust Leveler if needed to level case on uneven floor.