

# JSP39SK

## GE® 30" Slide-In Electric Range

### Dimensions and Installation Information

KW Rating	
240V	10.8
208V	8.1

#### Optional Kits

(Available at additional cost)  
 JXS32 - Backguard Accessory  
 JXS56 - Lower Trim Kit

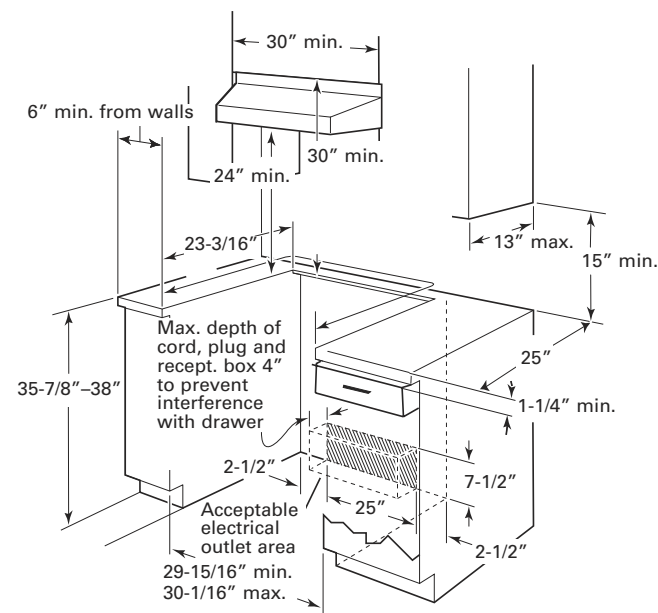
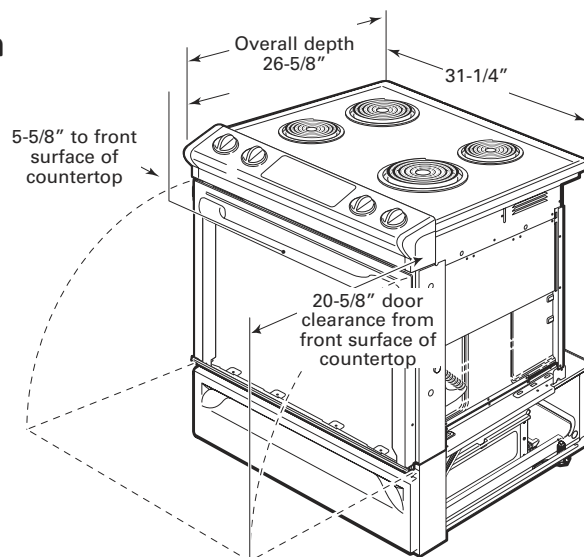
**Note:** To reduce possibility of scorching of the side wall adjacent to the heating elements, it is recommended a minimum of 6" spacing from adjacent side walls be allowed for possible extended, high-heat, no-load operation of heating elements.

**Receptacle Location:** For all 30" Slide-In Ranges locally approved flexible service cord or conduit must be used because terminals are not accessible after range installation. See shaded area in drawing for location of electrical outlet box. Recommended outlet locations allow range to be installed directly against rear wall.

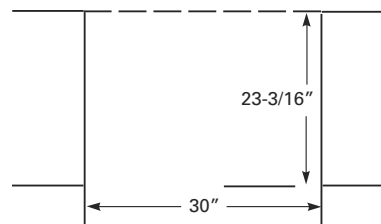
**Note:** Cabinets installed adjacent to slide-in ranges must have an adhesion spec of at least 194.°

**Installation Information:** Before installing, consult installation instructions packed with product for current dimensional data.

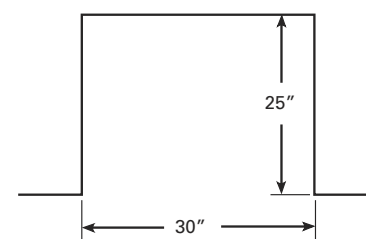
For answers to your Monogram®, GE Profile™ or GE® appliance questions, visit our website at [ge.com](http://ge.com) or call GE Answer Center® service, 800.626.2000.



**If you are NOT using the optional Filler or Backguard:**



**If you are using the optional Filler or Backguard:**



Dimension and installation information are shown in inches.



imagination at work



All GE ranges are equipped with an Anti-Tip device. The installation of this device is an important, required step in the installation of the range.



Listed by Underwriters Laboratories

Specification Created 11/04

320634

# JSP39SK

## GE® 30" Slide-In Electric Range

### Features and Benefits

- Self clean oven - Conveniently cleans the oven cavity without need of scrubbing
- Electronic oven controls - One-touch electronic pads are easy-to-use and allow for simple oven operation
- Coil heating elements - Provides consistent and even heat on the cooktop with a plug-in element that is removable for easy cleaning
- Big ClearView™ window - An extra large clear window makes monitoring the progress of the food easy
- Frameless glass oven door - Offers an easy-to-clean and stylish design that blends seamlessly into existing cabinetry
- Dual element bake - Alternates the upper broiling element and the lower baking element for even heating and optimal baking results
- Lift-up porcelain cooktop - Makes spills and messes under the cooktop easily accessible and within reach
- Chrome drip bowls - Contain minor spills and are removable for easy cleaning
- Audible preheat signal - Features an audible signal that activates when the oven has reached the desired cooking temperature
- Two oven racks - Feature a durable construction to help accommodate any size or type of cookware
- Multiple oven rack positions - Deliver flexibility and allows consumers to make the most of available oven capacity
- Certified Sabbath mode - Prepared foods can stay warm in accordance with kosher law
- Model JSP39SKSS - Stainless steel



imagination at work