



30" (76 CM) ELECTRIC SINGLE AND DOUBLE BUILT-IN OVEN

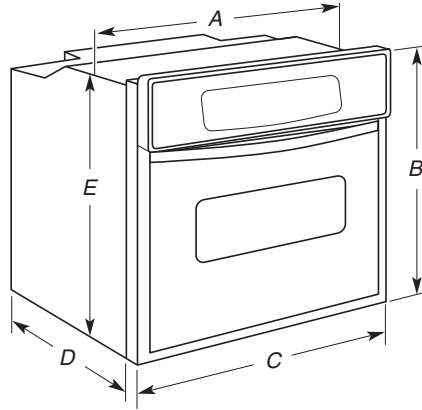
PRODUCT MODEL SERIES

GBD307PR RBD305PR
 GBS307PR RBS305PR

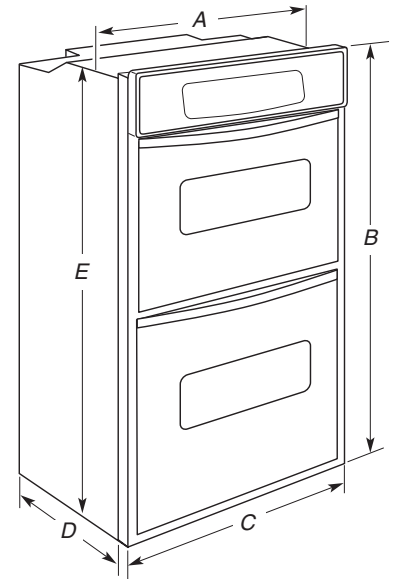
Electrical: Oven must be connected to the proper electrical voltage and frequency as specified on the model/serial number rating plate. (The model/serial number rating plate is located on the oven door or on the oven frame.) Models rated from 7.3 to 9.6 kW at 240 volts (5.5 to 7.2 kW at 208 volts) require a separate 40-amp circuit. Models rated at 7.2 kW and below at 240 volts (5.4 kW and below at 208 volts) require a separate 30-amp circuit.

A time-delay fuse or circuit breaker is recommended. Connect directly to the fused disconnect (or circuit breaker box) through flexible, armored or nonmetallic sheathed, copper cable (with grounding wire).

OVERALL DIMENSIONS



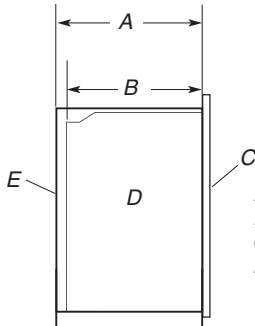
- A. 28³/₈" (71.2 cm) max. recessed width
- B. 29" (73.7 cm) max. overall height
- C. 29³/₄" (75.6 cm) overall width
- D. 23" (58.4 cm) max. recessed depth
- E. 27¹/₂" (69.9 cm) recessed height



- A. 28³/₈" (71.2 cm) max. recessed width
- B. 51" (129.5 cm) max. overall height
- C. 29³/₄" (75.6 cm) overall width
- D. 23" (58.4 cm) max. recessed depth
- E. 49¹/₂" (125.7 cm) recessed height

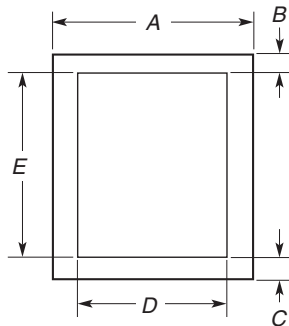
CABINET OPENING DIMENSIONS

Cabinet Side View - Double or Single Oven



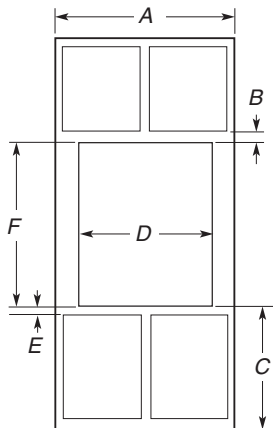
- A. 23¹/₄" (59.1 cm) min. cutout depth
- B. 23" (58.4 cm) recessed oven depth
- C. Oven front
- D. Recessed oven
- E. Cabinet

Single Oven Undercounter (without cooktop installed above)



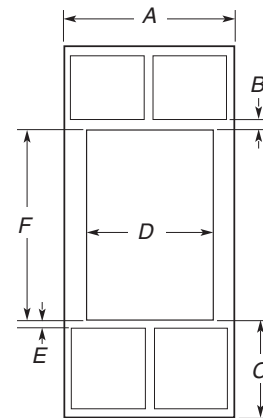
- A. 30" (76.2 cm) min. cabinet width
- B. 1¹/₂" (3.8 cm) min. top of cutout to underside of countertop
- C. 5¹/₄" (13.3 cm) bottom of cutout to floor
- D. 28¹/₂" (72.4 cm) cutout width
- E. 27³/₄" (70.5 cm) min. cutout height

Single Oven Installed in Cabinet



- A. 30" (76.2 cm) min. cabinet width
- B. 1" (2.5 cm) top of cutout to bottom of upper cabinet door
- C. 32" (81.3 cm) bottom of cutout to floor
- D. 28¹/₂" (72.4 cm) cutout width
- E. 1¹/₂" (3.8 cm) min. bottom of cutout to top of cabinet door
- F. 27³/₄" (70.5 cm) min. cutout height

Double Oven Installed in Cabinet



- A. 30" (76.2 cm) min. cabinet width
- B. 1" (2.5 cm) top of cutout to bottom of upper cabinet door
- C. 14³/₄" (37.5 cm) bottom of cutout to floor
- D. 28¹/₂" (72.4 cm) cutout width
- E. 1¹/₂" (3.8 cm) min. bottom of cutout to top of cabinet door
- F. 49¹/₂" (126.4 cm) min. cutout height