

CORRIDOR SV™ 7129

4 BAY CONSOLE



Product Registration

Registering your new BDI product allows us to send you important product updates, service information and helpful hints related to your BDI products. Register today, and you will be entered to win free a BINK table from BDI: www.bdiusa.com/register

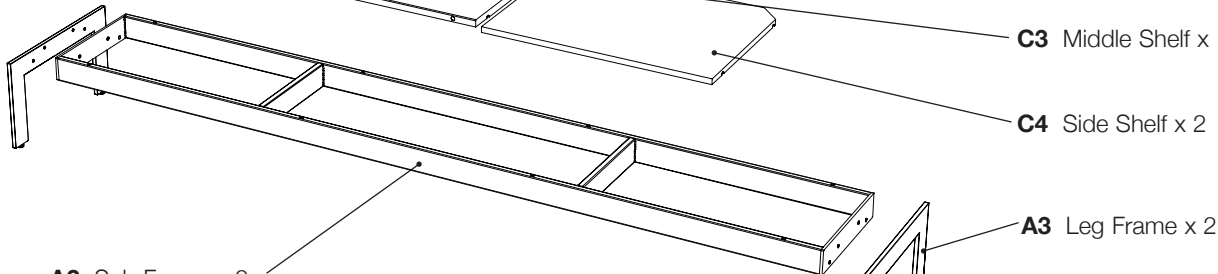
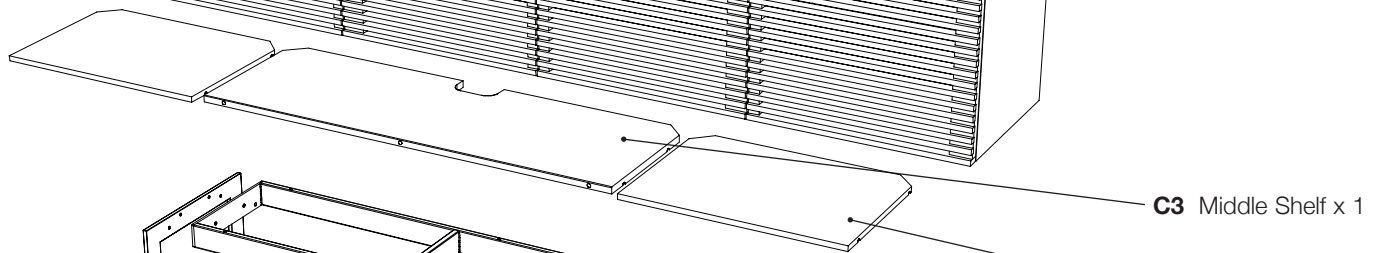
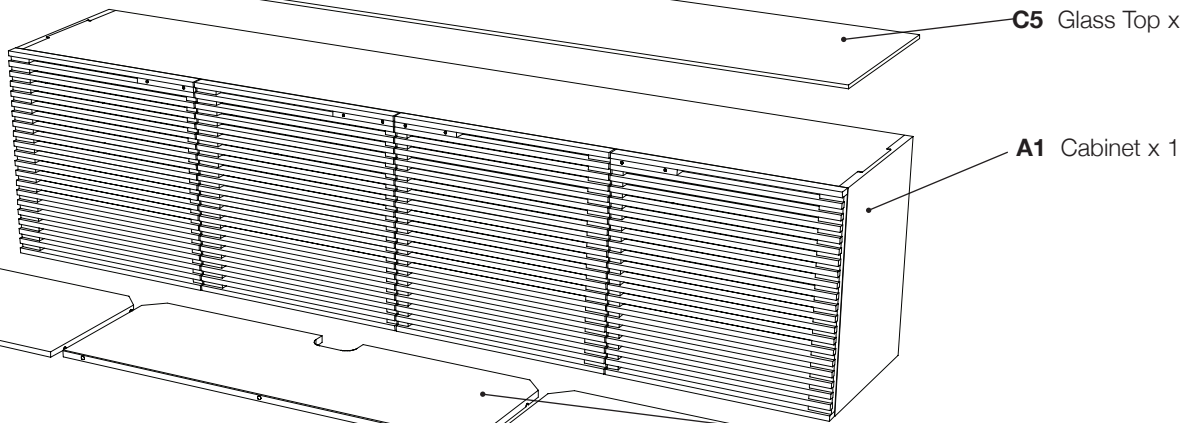

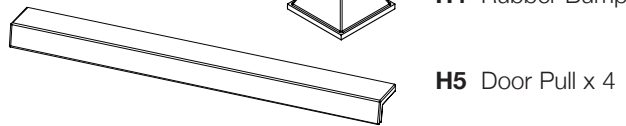
bdiusa.com
customerservice@bdiusa.com

Placement and Maintenance

Your Corridor Console is designed for indoor use on level floors. Clean wood veneer and steel parts with a moist cloth.

Corridor is engineered for easy assembly. Carefully follow this procedure to prevent any damage. Do not use power tools for assembly of this product.

Step 1 Unpack and identify the parts listed below. The assembly workspace should be a non-marring surface such as carpet. For missing hardware pieces, contact BDI Customer Service at: customerservice@bdiusa.com. For all other concerns, please contact your BDI retailer.



A2 Sub Frame x 2

A3 Leg Frame x 2

Designed by BDI Studio.

These distinctive product configurations are protected by US and international patents, trade dress, and/or copyright laws. Corridor & BDI are trademarks of Becker Designed, Inc. All rights reserved. ©2017, BDI Made in China. 10.04.2017 V1

