

SIDE-BY-SIDE REFRIGERATORS

TYPE Model #	Cabinet Depth, Dispenser			
	JCD2290HE	JCD2292KT	JCD2295KE	JCD2297KE
Exterior Overall Dimensions*				
Height to Top of Cabinet (in)	68 ½	68 ½	68 ½	68 ½
Height to Top of Door Hinge (in)	70	70	70	70
Height to Top of Door Trim (in)	N/A	70 ½	N/A	70 ½
Width (closed) (in)	35 ¾	36 ½	35 ¾	35 ¾
Depth* (closed, incl. handle) (in)	29 ¼	28 ½	28 ¾	29 ½
Depth* (closed, excl. handle) (in)	26 ¾	27 ½	26 ¾	26 ¾
Depth* (excluding doors) (in)	24	24	24	24
Depth* (doors open 90°, incl. handles) (in)	45 ½	45 ¾	45 ½	45 ½
Width (doors open 90°, incl. handles) (in)	40 ¾	39 ¼	39 ¾	40 ¼
Approximate Shipping Weight (lbs./kg)	300 / 136	300 / 136	300 / 136	300 / 136
Interior Capacities (cu. Ft. AHAM)				
Total Volume	21.6	21.6	21.6	21.6
Refrigerator Compartment Volume	13.5	13.5	13.5	13.5
Freezer Compartment Volume	8.1	8.1	8.1	8.1
Total Shelf Area (sq. ft.)	19.8	19.8	19.8	19.8
Kilowatt Hours Per Year	537	537	537	537
General Features				
Jenn-Air Platinum Warranty	•	•	•	•
TriSensor™ Electronic Climate Control		•	•	•
Twin Fresh™ Electronic Climate Control	•			
Automatic Moisture Control	•	•	•	•
Automatic Pre-Emptive Defrost		•	•	•
Automatic Adaptive Defrost	•	•	•	•
Ultimate QuietSeries™ Sound Silencing Package	Series II	Series II	Series II	Series II
Energy Star® Model ^a	•	•	•	•
PuriClean® II Retractable Ice/Water Filter	•	•	•	•
Ultimate BrightSeries™ Lighting Package	•	•	•	•
Refrigerator Features				
Cantilevered Glass Shelves	•	•	•	•
Spill-Proof, Roll-Out Elevator™ Shelves	2	2	2	2
2 FreshLock Crispers w/ Humidity Control	Auto Control	Auto Control	Auto Control	Auto Control
Adjusti-Temp™ Deli Drawer	•	•	•	•
Spill-Proof, Adjustable, Roll-Out Glass Shelf	1	1	1	1
Spill-Proof Glass Crisper Shelf	1	1	1	1
Covered Lift-Off Dairy Compartment w/ Butter Dish	•	•	•	•
ChillKeeper™ Door Compartment	•	•	•	•
Adjustable Lift-Off Door Bins	3	3	3	3
Lift-Out Egg Storage	Bin w/ Lid	Bin w/ Lid	Bin w/ Lid	Bin w/ Lid
Refrigerator Lights	3	3	3	3
Freezer Features				
Deep Storage Lift-Off Door Bins	1	1	1	1
Tilt & Store™ Door Baskets	3	3	3	3
Fixed Wire Freezer Shelves	2	2	2	2
Slide-Out Wire Freezer Baskets	3	3	3	3
Always Ice™ Automatic Ice Maker with Storage Bin	•	•	•	•
Freezer Lights	3	3	3	3
Exterior Features				
Textured Steel Doors and Cabinet	• ^b	•	• ^b	• ^b
Cabinet Depth Design	•	•	•	•
Factory Installed Perimeter Door Trim ^c (for panel inserts or custom door panels)		•		
Curved Door Perimeter ^d	•		•	•
Full-Length Easy-Grip Handles ^e	•	•		
Color-Matching Easy-Grip Contoured Handles with Extensions ^e	•			
Stainless Steel Towel Bar Door Handles			•	•
Electronic Touch Pad Crushed/Cubed Ice & Chilled Water Convenience Center with Light & Lock	•	•	•	•
Color Indicators ^g (add to end of model number) W=White, B=Black, Q=Bisque, S=Stainless Steel, P=Pro-Style® Stainless Steel, F=White Glass, Y=Black Glass	W,B,Q,S	W,B	S,P	F,Y
Available in Canada	•	•	•	•

- Feature included

- Energy Star® models exceed 2004 Federal Energy Efficiency Standards by 15%.
- Stainless steel models feature a black textured steel cabinet, stainless steel door with full-length handles, black convenience center (dispenser models) and a black kickplate. Model JCD2295KES has stainless steel towel bar handles. Model JCD2295KEP has Pro-Style stainless steel towel bar door handles with diamond-etched grip. Model JCD2297KEF/Y has glass front doors with stainless steel towel bar handles.
- Factory installed perimeter trim is set to 1/8" at the factory and adjusts to 1/4" maximum. See page 158 for door panel dimensions.
- Factory installed trim models JCD2292KTW/B do not have curved door perimeter.
- Models JCD2290HES and JCD2292KTW/B feature full-length, silver etched, soft touch handles. Models JCD2295KES and JCD2297KEF/Y feature full-length, stainless steel towel bar handles. Model JCD2295KEP features full-length Pro-Style™ stainless steel towel bar handles with diamond-etched grip. Model JCD2290HEB/W/Q features easy-grip, color matching, contoured handles.

Designer Panel & Trim Kits Custom color your Jenn-Air® refrigerator and create your own designer-look kitchen. Over 60 contemporary colors and mirrored finishes, stainless steel, satin alloy, 25 designer patterns of solid surface countertop veneer, and any type of real wood panels. All kits are custom made to order – call Frigo Design at 800-836-8746.

Jenn-Air offers PuriClean® replacement filter with change reminder light, UKF8001AXX, that removes lead, cysts, chlorine, and particulates and select pesticides and insecticides as well as bad tastes and odors that may be present in the water supply. The filter retains fluoride, a beneficial nutrient. To order replacement filter cartridges, call 1-800-688-8408.

All Jenn-Air® appliances are appropriately UL, CSA or CGA approved.

* Add 1/2" on all sides for ease of installation. Depth dimensions given include 1/2" back air clearance.

TYPE	Cabinet Depth, Non Dispenser			
	Model #	JCB2280HE	JCB2282KT	JCB2285KE
Exterior Overall Dimensions*				
Height to Top of Cabinet (in)	68 ½	68 ½	68 ½	68 ½
Height to Top of Door Hinge (in)	70	70	70	70
Height to Top of Door Trim (in)	N/A	70 ½	N/A	70 ½
Width (closed) (in)	35 ¾	36 ¾	35 ¾	35 ¾
Depth* (closed, incl. handle) (in)	29 ¼	28 ½	28 ¾	29 ½
Depth* (closed, excl. handle) (in)	26 ¾	27 ½	26 ¾	26 ¾
Depth* (excluding doors) (in)	24	24	24	24
Depth* (doors open 90°, incl. handles) (in)	45 ½	45 ¾	45 ½	45 ½
Width (doors open 90°, incl. handles) (in)	40 ¾	39 ¼	39 ¾	40 ¼
Approximate Shipping Weight (lbs./kg)	300 / 136	300 / 136	300 / 136	300 / 136
Interior Capacities (cu. Ft. AHAM)				
Total Volume	21.5	21.5	21.5	21.5
Refrigerator Compartment Volume	13.5	13.5	13.5	13.5
Freezer Compartment Volume	8	8	8	8
Total Shelf Area (sq. ft.)	20.5	20.5	20.5	20.5
Kilowatt Hours Per Year	510	510	510	510
General Features				
Jenn-Air Platinum Warranty	•	•	•	•
TriSensor™ Electronic Climate Control		•	•	•
Twin Fresh™ Electronic Climate Control	•			
Automatic Moisture Control	•	•	•	•
Automatic Pre-Emptive Defrost		•	•	•
Automatic Adaptive Defrost	•	•	•	•
Ultimate QuietSeries™ Sound Silencing Package	Series II	Series II	Series II	Series II
Energy Star® Model [†]	•	•	•	•
Ultimate BrightSeries™ Lighting Package	•	•	•	•
Refrigerator Features				
Cantilevered Glass Shelves	•	•	•	•
Spill-Proof, Roll-Out Elevator™ Shelves	2	2	2	2
2 FreshLock Crispers w/ Humidity Control	Auto Control	Auto Control	Auto Control	Auto Control
Adjusti-Temp™ Deli Drawer	•	•	•	•
Spill-Proof, Adjustable, Roll-Out Glass Shelf	1	1	1	1
Spill-Proof Glass Crisper Shelf	1	1	1	1
Covered Lift-Off Dairy Compartment w/ Butter Dish	•	•	•	•
ChillKeeper™ Door Compartment	•	•	•	•
Adjustable Lift-Off Door Bins	3	3	3	3
Lift-Out Egg Storage	Bin w/ Lid	Bin w/ Lid	Bin w/ Lid	Bin w/ Lid
Refrigerator Lights	3	3	3	3
Freezer Features				
Deep Storage Lift-Off Door Bins	2	2	2	2
Tilt & Store™ Door Baskets	3	3	3	3
Fixed Wire Freezer Shelves	3	3	3	3
Slide-Out Wire Freezer Baskets	3	3	3	3
Always Ice™ Automatic Ice Maker with Storage Bin	•	•	•	•
Freezer Lights	2	2	2	2
Exterior Features				
Textured Steel Doors and Cabinet	• ^B	•	• ^B	• ^B
Cabinet Depth Design	•	•	•	•
Factory Installed Perimeter Door Trim ^c (for panel inserts or custom door panels)		•		
Curved Door Perimeter ^d	•		•	•
Full-Length Easy-Grip Handles ^e	•	•		
Color-Matching Easy-Grip Contoured Handles with Extensions ^f	•			
Stainless Steel Towel Bar Door Handles			•	•
Color Indicators ^g (add to end of model number) W=White, B=Black, Q=Bisque, S=Stainless Steel, P=Pro-Style® Stainless Steel, F=White Glass, Y=Black Glass	W,B,Q,S	W,B	S,P	F,Y
Available in Canada	•	•	•	•

• Feature included

- A. Energy Star® models exceed 2004 Federal Energy Efficiency Standards by 15%.
- B. Stainless steel models feature a black textured steel cabinet, stainless steel door with full-length handles, black convenience center (dispenser models) and a black kickplate. Model JCB2285KES has stainless steel towel bar handles. Model JCB2285KEP has Pro-Style™ stainless steel towel bar door handles with diamond-etched grip. Models JCB2287KEF/Y have glass front doors with stainless steel towel bar handles.
- C. Factory installed perimeter trim is set to 1/8" at the factory and adjusts to 1/4" maximum. See page 158 for door panel dimensions.
- D. Factory installed trim models JCB2282KTW/B do not have curved door perimeter.
- E. Models JCB2280HES and JCB2282KTW feature full-length, silver etched, soft touch handles. Models JCB2285KES and JCB2287KEF/Y feature full-length, stainless steel towel bar handles. Model JCB2285KEP features full-length Pro-Style stainless steel towel bar handles with diamond-etched grip. Models JCB2280HEB/W/Q feature easy-grip, color matching, contoured handles.

Designer Panel & Trim Kits Custom color your Jenn-Air® refrigerator and create your own designer-look kitchen. Over 60 contemporary colors and mirrored finishes, stainless steel, satin alloy, 25 designer patterns of solid surface countertop veneer, and any type of real wood panels. All kits are custom made to order – call Frigo Design at 800-836-8746.

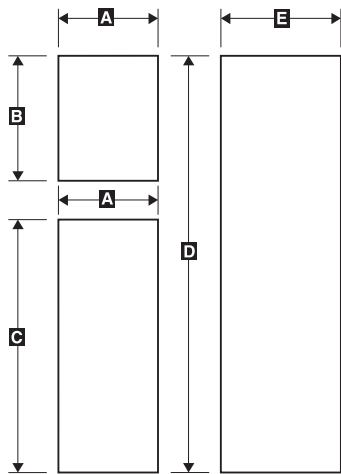
All Jenn-Air® appliances are appropriately UL, CSA or CGA approved.

* Add 1/2" on all sides for ease of installation. Depth dimensions given include 1/2" back air clearance.

IMPORTANT: Because of continuing product improvements, Jenn-Air reserves the right to change specifications without notice. Dimensional specifications are provided for planning purposes only. For complete details see installation instructions packed with product before selecting cabinetry, making cutouts or beginning installation.

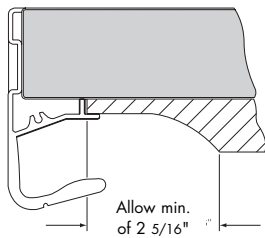
SIDE-BY-SIDE REFRIGERATORS

DOOR PANEL DIMENSIONS

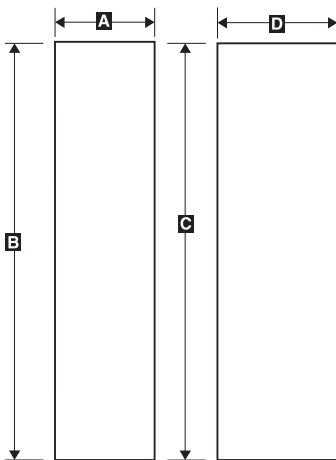


FREEZER DOOR PANEL		JCD2292KT	
DIMENSIONS		in	cm
A	Freezer Door Width	13 ⁹ / ₁₆	35.4
B	Freezer Door Height (Upper)	18 ¹ / ₈	46
C	Freezer Door Height (Lower)	32 ¹ / ₂	81.5
REFRIGERATOR DOOR PANEL DIMENSIONS			
D	Refrigerator Door Height	66 ³ / ₄	169.5
E	Refrigerator Door Width	18 ¹ / ₁₆	48.1

Handle Clearance for Raised Panel

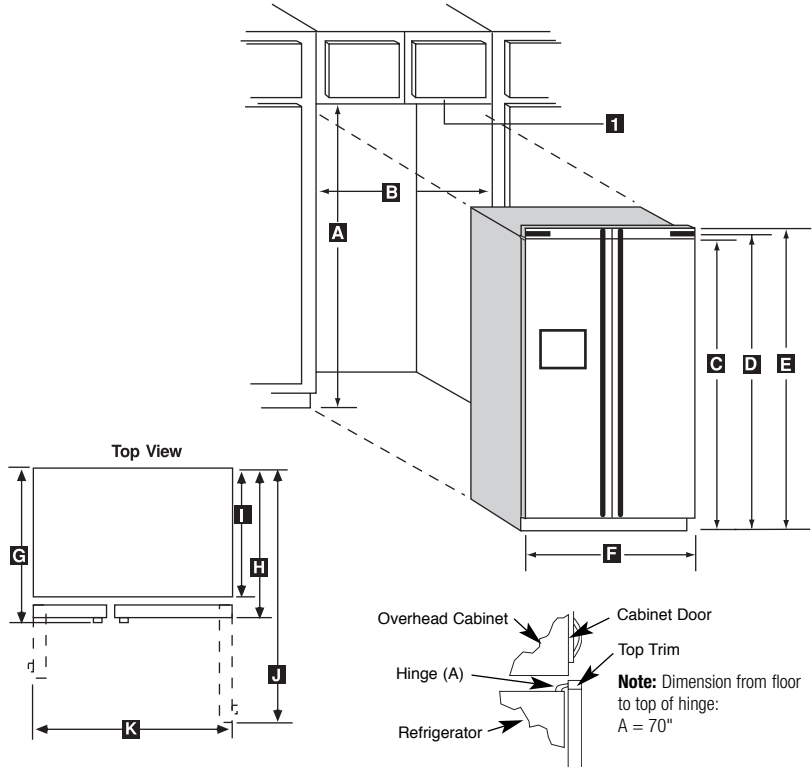


Note: Due to manufacturing and material tolerances it is recommended that you premeasure all dimensions before cutting material.



Freezer Door Panel Dimensions		JCB2282KT	
Dimensions		in	cm
A	Freezer Door Width	13 ⁹ / ₁₆	35.4
B	Freezer Door Height	66 ³ / ₄	169.5
Refrigerator Door Panel Dimensions			
C	Refrigerator Door Height	66 ³ / ₄	169.5
D	Refrigerator Door Width	18 ¹ / ₁₆	48.1

SIDE BY SIDE CABINET DEPTH REFRIGERATORS



Notes:

1. Additional cutout space may be required for European-style full door cabinets.
2. Allow additional 1/2" to depth for water line on dispenser models or if icemaker is installed.

EXTERIOR OVERALL DIMENSIONS*	JCD2290HE		JCD2292KT		JCD2295KE		JCD2297KE		
	in	cm	in	cm	in	cm	in	cm	
A	Cutout Height	69	175.3	69	175.3	69	175.3	69	175.3
B	Cutout Width	36	91	36	91	36	91	36	91
C	Height to Top of Refrigerator	68 ¹ / ₂	174	68 ¹ / ₂	174	68 ¹ / ₂	174	68 ¹ / ₂	174
D	Height to Top of Refrigerator Door Hinge	70	178	70	178	70	178	70	178
E	Height to Top of Refrigerator Door Trim	N/A	N/A	70 ¹ / ₄	178	N/A	N/A	70 ¹ / ₄	178
F	Width (closed)	35 ¹ / ₈	90	36 ¹ / ₄	92	35 ¹ / ₈	90	35 ¹ / ₈	90
G	Depth (closed, incl. handle)	29 ¹ / ₄	74	28 ¹ / ₂	72	28 ¹ / ₄	73	29 ¹ / ₄	74
H	Depth (closed, excluding handle)	26 ³ / ₄	68	27 ¹ / ₄	69	26 ³ / ₄	68	26 ³ / ₄	68
I	Depth (excluding doors) ²	24	61	24	61	24	61	24	61
J	Depth (doors open 90°)	45 ¹ / ₂	116	45 ¹ / ₂	117	45 ¹ / ₂	116	45 ¹ / ₂	116
K	Width (doors open 90°, including handles)	40 ¹ / ₄	104	39 ¹ / ₄	100	39 ¹ / ₄	101	40 ¹ / ₄	102

* Whenever possible, measure the refrigerator cabinet height/width prior to cutting an opening. Allow 1/2" on all sides of refrigerator for ease of installation.

EXTERIOR OVERALL DIMENSIONS*	JCB2280HE		JCB2282KT		JCB2285KE		JCB2287KE		
	in	cm	in	cm	in	cm	in	cm	
A	Cutout Height	69	175.3	69	175.3	69	175.3	69	175.3
B	Cutout Width	36	91	36	91	36	91	36	91
C	Height to Top of Refrigerator	68 ¹ / ₂	174	68 ¹ / ₂	174	68 ¹ / ₂	174	68 ¹ / ₂	174
D	Height to Top of Refrigerator Door Hinge	70	178	70	178	70	178	70	178
E	Height to Top of Refrigerator Door Trim	N/A	N/A	70 ¹ / ₄	178	N/A	N/A	70 ¹ / ₄	178
F	Width (closed)	35 ¹ / ₈	90	36 ¹ / ₄	92	35 ¹ / ₈	90	35 ¹ / ₈	90
G	Depth (closed, incl. handle)	29 ¹ / ₄	74	28 ¹ / ₂	72	28 ¹ / ₄	73	29 ¹ / ₄	74
H	Depth (closed, excluding handle)	26 ³ / ₄	68	27 ¹ / ₄	69	26 ³ / ₄	68	26 ³ / ₄	68
I	Depth (excluding doors) ²	24	61	24	61	24	61	24	61
J	Depth (doors open 90°)	45 ¹ / ₂	116	45 ¹ / ₂	117	45 ¹ / ₂	116	45 ¹ / ₂	116
K	Width (doors open 90°, including handles)	40 ¹ / ₄	104	39 ¹ / ₄	101	39 ¹ / ₄	101	40 ¹ / ₄	102

* Whenever possible, measure the refrigerator cabinet height/width prior to cutting an opening. Allow 1/2" on all sides of refrigerator for ease of installation.

IMPORTANT: Because of continuing product improvements, Jenn-Air reserves the right to change specifications without notice. Dimensional specifications are provided for planning purposes only. For complete details see installation instructions packed with product before selecting cabinetry, making cutouts or beginning installation.

TYPE	Standard Depth, Dispenser		
Model #	JSD2690HE	JSD2695KE	JSD2697KE
Exterior Overall Dimensions*			
Height to Top of Cabinet (in)	68 ½	68 ½	68 ½
Height to Top of Door Hinge (in)	70	70	70
Height to Top of Door Trim (in)	N/A	N/A	70 ½
Width (closed) (in)	35 ¾	35 ¾	35 ¾
Depth* (closed, incl. handle) (in)	33 ¼	33 ¼	33 ¼
Depth* (closed, excl. handle) (in)	30 ¾	30 ¾	30 ¾
Depth* (excluding doors) (in)	28	28	28
Depth* (doors open 90°, incl. handles) (in)	49 ½	49 ½	49 ½
Width (doors open 90°, incl. handles) (in)	40 ¾	40 ¾	40 ¾
Approximate Shipping Weight (lbs./kg)	343 / 156	343 / 156	343 / 156
Interior Capacities (cu. Ft. AHAM)			
Total Volume	25.6	25.6	25.6
Refrigerator Compartment Volume	15.8	15.8	15.8
Freezer Compartment Volume	9.8	9.8	9.8
Total Shelf Area (sq. ft.)	23.4	23.4	23.4
Kilowatt Hours Per Year	580	580	580
General Features			
Jenn-Air Platinum Warranty	•	•	•
TriSensor™ Electronic Climate Control		•	•
Twin Fresh™ Electronic Climate Control	•		
Automatic Moisture Control	•	•	•
Automatic Pre-Emptive Defrost		•	•
Automatic Adaptive Defrost	•	•	•
Ultimate QuietSeries™ Sound Silencing Package	Series I	Series II	Series II
Energy Star® Model ^a	•	•	•
PuriClean® II Retractable Ice/Water Filter	•	•	•
Ultimate BrightSeries™ Lighting Package	•	•	•
Refrigerator Features			
Cantilevered Glass Shelves	•	•	•
Spill-Proof, Roll-Out Elevator™ Shelves	1	2	2
2 FreshLock Crispers w/ Humidity Control	Slide Control	Auto Control	Auto Control
Adjusti-Temp™ Deli Drawer	•	•	•
Spill-Proof, Adjustable, Roll-Out Glass Shelf	1	1	1
Spill-Proof Fixed Glass Shelf	1		
Spill-Proof Glass Crisper Shelf	1	1	1
Wine Rack		•	•
Covered Lift-Off Dairy Compartment w/ Butter Dish	•	•	•
ChillKeeper™ Door Compartment		•	•
Adjustable Lift-Off Door Bins	5	4	4
Lift-Out Egg Storage	Tray w/handle	Bin w/ Lid	Bin w/ Lid
Refrigerator Lights	3	3	3
Freezer Features			
Deep Storage Lift-Off Door Bins	3	1	1
Tilt & Store™ Door Baskets	1	3	3
Fixed Wire Freezer Shelves	4	2	2
Slide-Out Wire Freezer Baskets	1	3	3
Always Ice™ Automatic Ice Maker with Storage Bin	•	•	•
Freezer Lights	3	3	3
Exterior Features			
Textured Steel Doors and Cabinet	• ^a	• ^b	• ^b
Curved Door Perimeter	•	•	•
Full-Length Easy-Grip Handles ^c	•		
Color-Matching Easy-Grip Contoured Handles with Extensions ^c	•		
Stainless Steel Towel Bar Door Handles		•	•
Electronic Touch Pad Crushed/Cubed Ice & Chilled Water Convenience Center with Light & Lock	•	•	•
Color Indicators ^d (add to end of model number)			
W=White, B=Black, S=Stainless Steel, F=White Glass, Y=Black Glass	W,B,S	S	F,Y
Available in Canada	•	•	•

- Feature included
- A. Energy Star® models exceed 2004 Federal Energy Efficiency Standards by 20%.
- B. Stainless steel models feature a black textured steel cabinet, stainless steel door with full-length handles, black convenience center (dispenser models) and a black kick-plate. JSD2697KEF/Y has glass front doors with stainless steel towel bar handles.
- C. Model JSD2690HES features full-length, silver etched, soft touch handles. Models JSD2695KES and JSD2697KEF/Y feature full-length, stainless steel towel bar handles. Model JSD2690HEB/W features easy-grip, color matching, contoured handles.

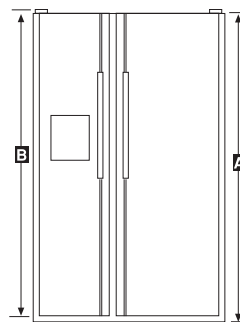
Designer Panel & Trim Kits Custom color your Jenn-Air® refrigerator and create your own designer-look kitchen. Over 60 contemporary colors and mirrored finishes, stainless steel, satin alloy, 25 designer patterns of solid surface countertop veneer, and any type of real wood panels. All kits are custom made to order – call Frigo Design at 800-836-8746.

Jenn-Air offers PuriClean® replacement filter with change reminder light, UKF8001AXX, that removes lead, cysts, chlorine, and particulates and select pesticides and insecticides as well as bad tastes and odors that may be present in the water supply. The filter retains fluoride, a beneficial nutrient. To order replacement filter cartridges, call 1-800-688-8408.

All Jenn-Air® appliances are appropriately UL, CSA or CGA approved.

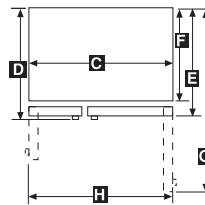
* Add 1/2" on all sides for ease of installation. Depth dimensions given include 1/2" back air clearance.

SIDE BY SIDE REFRIGERATORS



Exterior Overall Dimensions	JSD2690HE/JSD2695KE/JSD2697KE	
	in	cm
A Height to Top of Cabinet (in/cm)	68 ½	174
B Height to Top of Door Hinge (in/cm)	70	178
C Width (closed) (in/cm)	35 ¾	90.5
D Depth (closed, incl. handle) (in/cm)	33 ¼	84.5
E Depth (closed, excluding handle) (in/cm)	30 ¾	78.1
F Depth (excluding doors) (in/cm)	28	71.1
G Depth (doors open 90°) (in/cm)	49 ½	125.7
H Width (doors open 90°, incl. handles) (in/cm)	40 ¾	103.5

Note: allow 1/2" on all sides of refrigerator for ease of installation.



IMPORTANT: Cutout Dimensions Are Critical. Refer to installation instructions packaged with product BEFORE making cutouts.

IMPORTANT: Because of continuing product improvements, Jenn-Air reserves the right to change specifications without notice. Dimensional specifications are provided for planning purposes only. For complete details see installation instructions packed with product before selecting cabinetry, making cutouts or beginning installation.

BOTTOM-FREEZER REFRIGERATORS

MODEL #	JFC2089HE	JFC2089HP	JFC2089HT	JBR2088HE	JBL2088HE	JBC2088HT
Exterior Overall Dimensions						
Height to Top of Cabinet (in)	68 ¾	68 ¾	68 ¾	68 ¾	68 ¾	68 ½
Height to Top of Door Hinge (in)	69 ¾	69 ¾	69 ¾	69 ¾	69 ¾	69 ¾
Height to Top of Door Extension (in)	N/A	69 15/16	70 ¼	N/A	N/A	70 ¾
Width (closed) (in)	35 ¾	35 ¾	35 ¾	35 ¾	35 ¾	35 ¾
Width (closed including door and trim)(in)			36 ½			36 ½
Depth (closed, incl. Handles) (in)	*	29 ¼	29	28 ¾	28 ¾	29
Depth (closed, excl handles) (in)	26 ¾	26 ¾	27 ½	26 ¾	26 ¾	27 ½
Depth (excluding doors) (in)	24	24	24	24	24	24
Depth (doors open 90°) (in)	43 ¼	43 ¼	43 ¾	61 ¼	61 ¼	61 ½
Depth (freezer drawer extended, incl handle) (in)	45 ¾	45 ¾	45 ¾	45 ¾	45 ¾	45 ¾
Approximate Shipping Weight (lbs./kg)	325 / 148	325 / 148	325 / 148	325 / 148	325 / 148	325 / 148
Interior Capacities (cu. ft. AHAM)						
Total Volume	19.8	19.8	19.8	19.8	19.8	19.8
Refrigerator Compartment Volume	14.4	14.4	14.4	14.4	14.4	14.4
Freezer Compartment Volume	5.4	5.4	5.4	5.4	5.4	5.4
Total Shelf Area (sq. ft.)	22.2	22.2	22.2	23.2	23.2	23.2
Kilowatt Hours Per Year	561	561	561	481	481	481
General Features						
Jenn-Air Platinum Warranty	•	•	•	•	•	•
TriSensor™ Electronic Climate Control	•	•	•	•	•	•
Automatic Moisture Control	•	•	•	•	•	•
Pre-Emptive Defrost Feature	•	•	•	•	•	•
Ultimate Quiet Series II Sound Package	•	•	•	•	•	•
Energy Star® Model ^a	•	•	•	•	•	•
Internal Water Dispenser with PuriClean® II Filter ^b	•	•	•	•	•	•
Ultimate BrightSeries™ Lighting Package	•	•	•	•	•	•
Refrigerator Features						
Adjustable Canilever Shelves	•	•	•	•	•	•
Spill-Proof, Roll-Out Shelves with Backguards	4	4	4	4	4	4
Humidity-Controlled Clear Crisper Drawers	2	2	2	2	2	2
Gourmet Bay™ Temperature-Controlled Storage Drawer with Self-Opening Lid	•	•	•	•	•	•
Wine Hold in Gourmet Bay™ Drawer	•	•	•	•	•	•
Adjustable Storage Rack	•	•	•	•	•	•
Storage Bucket w/ Lid & Egg Divider	•	•	•	•	•	•
Covered Dairy Compartment w/ Butter Dish	•	•	•	•	•	•
Adjustable Lift-Off Door Bins	•	•	•	•	•	•
Gallon Door Storage	•	•	•	•	•	•
ChillKeeper™ Door Compartment	•	•	•	•	•	•
Covered Refrigerator Lights	2	2	2	2	2	2
Freezer Features						
Glide-Out Freezer Drawer w/ SmoothClose™ Drawer track System	•	•	•	•	•	•
Pull-Out Upper Freezer Basket	•	•	•	•	•	•
Slide-Out Lower Freezer Basket w/ Divider	•	•	•	•	•	•
Clear Spill Guard Tray in Lower Freezer Basket	•	•	•	•	•	•
Automatic Ice Maker with Storage Bin	•	•	•	•	•	•
Covered Freezer Lights	1	1	1	1	1	1
Exterior Features						
Cabinet Depth Design	•	•	•	•	•	•
French Doors on Refrigerator	•	•	•	•	•	•
Glass-Front Doors and Freezer Drawer ^c	•	•	•	•	•	•
Stainless Steel Door Wrap ^c with Radius Edge	•	•	•	•	•	•
Factory-Installed Perimeter Door Trim ^c (for panel inserts or custom panels)	•	•	•	•	•	•
Stainless Steel Towel Bar Door Handles ^c	•	•	•	•	•	•
Pro-Style™ Stainless Steel Towel Bar Door Handles ^c	•	•	•	•	•	•
Color Indicators (add to end of model number) F=White Glass, Y=Black Glass, W=White, B=Black, S=Stainless Steel, P=Pro-Style® Stainless Steel	S,P	F,Y	B,W	S	S	B,W
Available in Canada	•	•	•	•	•	•

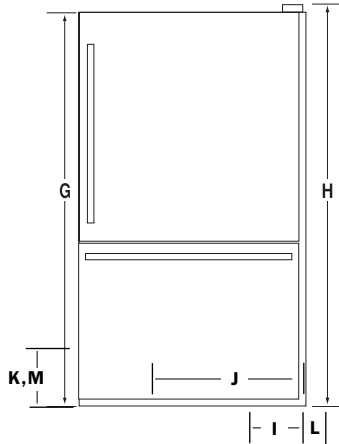
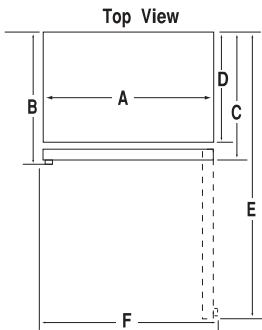
- Feature included
- * JFC2089HES=28 ¾; JFC2089HEP=29 ¾
- A. Energy Star® models exceed 2004 Federal Energy Efficiency Standards by 15%.
- B. Jenn-Air offers PuriClean® II replacement filter UKF8001AXX that removes lead, cysts, chlorine, and particulates and select pesticides and insecticides as well as bad tastes and odors that may be present in the water supply. The filter retains fluoride, a beneficial nutrient. To order replacement filter cartridges, call 1-800-688-8408.
- C. Model JFC2089HPF has a white cabinet, white glass door and drawer fronts and stainless steel towel bar handles. Model JFC2089HPY has a black cabinet, black glass door and drawer fronts and stainless steel towel bar handles. Models JFC2089HES, JBR2088HES and JBL2088HES have a black cabinet with stainless steel doors and drawer and stainless steel towel bar handles. Model JFC2089HEP has a black cabinet with stainless steel doors and drawer and Pro-Style™ stainless steel diamond etched towel bar handles. Models JFC2089HT and JCB2088HT are available with black or white cabinet, stainless steel towel bar handles and stainless steel trim for installation of custom panels. See page 161 for panel dimensions.

Designer Panels: Custom color your Jenn-Air® bottom freezer refrigerator and create your own designer-look kitchen. Over 60 contemporary colors and mirrored finishes, stainless steel, satin alloy, 25 designer patterns of solid countertop veneer, and any type of real wood panels. All kits are custom made to order – call Frigo Design at 800-836-8746.

IMPORTANT: Because of continuing product improvements, Jenn-Air reserves the right to change specifications without notice. Dimensional specifications are provided for planning purposes only. For complete details see installation instructions packed with product before selecting cabinetry, making cutouts or beginning installation.

BOTTOM FREEZER REFRIGERATOR DIMENSION DIAGRAMS

MODELS JBR2088HES/JBL2088HES

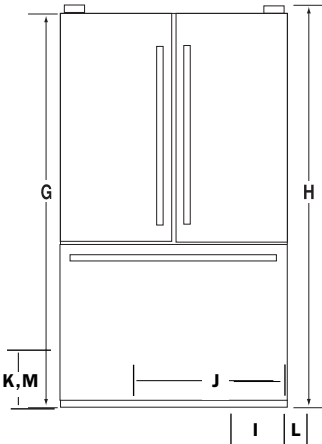
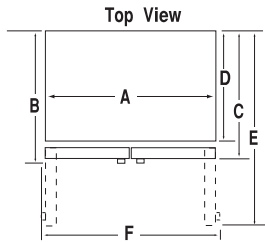


Note: Allow additional 1/2" to depth for water line for dispenser and ice maker

Bottom Freezer Dimensions						
MODEL #	JBR2088HES		JBL2088HES		JBC2088HTB/W	
	in	cm	in	cm	in	cm
A	35 3/8	90	35 3/8	90	35 3/8	90
B ¹	28 1/8	73.3	28 1/8	73.3	29	73.6
C ²	26 3/4	84	26 3/4	84	27 1/2	69.8
D	24	61	24	61	24	61
E ³	61 1/4	155	61 1/4	155	61 1/2	156.2
F ⁴	38	96.5	38	96.5		
G ⁵	68 3/8	174	68 3/8	174	68 1/2	174
H ⁶	N/A	N/A	N/A	N/A	70 1/8	178.1
I ⁷	6 1/2	15.9	6 1/2	15.9	6 1/2	15.9
J ⁸	20 1/4	51.4	20 1/4	51.4	20 1/4	51.4
K ⁹	8	20.3	8	20.3	8	20.3
L ¹⁰	2 3/8	6	2 3/8	6	2 3/8	6
M ¹¹	9 1/4	23.1	9 1/4	23.1	9 1/4	23.1

Kitchen Cabinet Opening 36 / 91.5

MODELS JFC2089HEP/HES



Note: Allow additional 1/2" to depth for water line for dispenser and ice maker

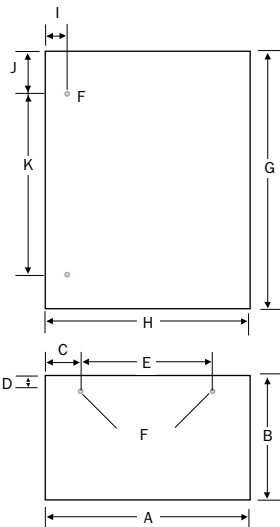
Bottom Freezer Dimensions								
MODEL #	JFC2089HEP		JFC2089HES		JFC2089HPF/Y		JFC2089HTB/W	
	in	cm	in	cm	in	cm	in	cm
A	35 3/8	90	35 3/8	90	35 3/8	90	35 3/8	90
B ¹	29 1/8	74.8	28 1/8	73.3	29 1/4	74	29	73.6
C ²	26 3/4	84	26 3/4	84	26 3/4	84	27 1/2	69.8
D	24	61	24	61	24	61	24	61
E ³	43 1/4	110	43 1/4	110	43 1/4	110	43 3/8	110.2
F ⁴	40 3/8	103	40 3/8	102	40 3/8	103		
G ⁵	68 3/8	174	68 3/8	174	68 3/8	174	68 1/2	174
H ⁶	N/A	N/A	N/A	N/A	69 15/16	177.6	70 1/8	178.1
I ⁷	6 1/2	15.9	6 1/2	15.9	6 1/2	15.9	6 1/2	15.9
J ⁸	20 3/8	51.4	20 3/8	51.4	20 3/8	51.4	20 3/8	51.4
K ⁹	8	20.3	8	20.3	8	20.3	8	20.3
L ¹⁰	2 3/8	5.7	2 3/8	6.7	2 3/8	6.7	2 3/8	6.7
M ¹¹	9 1/4	23.1	9 1/4	23.1	9 1/4	23.1	9 1/4	23.1

Kitchen Cabinet Opening 36 / 91.5

NOTES:

1. Depth including door handle.
2. Depth excluding door handle.
3. Depth with doors open 90°.
4. Width with doors open 90° including door handle.
5. Height excluding door hinge.
6. Height to top of door extension.
7. Water line location, facing back of unit and distance from left side.
8. Power cord location, facing back of unit and distance from left side.
9. Water line location, from bottom.
10. Clearance from side wall for 90° door opening.
11. Power cord location from bottom.

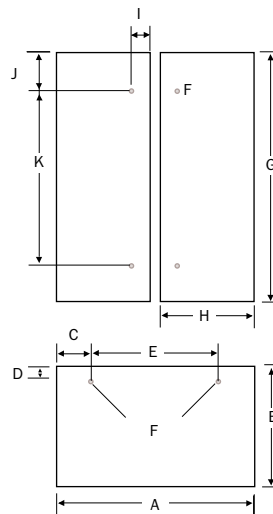
CUSTOM PANEL DIMENSIONS



BOTTOM FREEZER

FREEZER DOOR PANEL DIMENSIONS			JBC2088HT	
Dimensions	in	cm		
A Freezer Door Width	36 3/8	91.7		
B Freezer Door Height	23 13/16	60.5		
C Side of panel to center of drill hole	6 1/4	15.9		
D Top of panel to center of drill hole	2 3/16	7.5		
E Drill hole distance, center to center	23 13/16	59.8		
F Drill hole diameter	1/4	.6		
REFRIGERATOR DOOR PANEL DIMENSIONS				
G Refrigerator Door Height	42 1/16	106.8		
H Refrigerator Door Width	36 3/8	91.7		
I Side of panel to center of drill hole	2 1/2	7.3		
J Top of panel to center of drill hole	6 1/2	15.3		
K Drill hole distance, center to center	29 3/16	7.5		

Refrigerator door panel should not exceed 30 lbs. (14 kg). Freezer drawer panel should not exceed 15 lbs. (7 kg.)



FRENCH DOOR BOTTOM FREEZER

FREEZER DOOR PANEL DIMENSIONS			JFC2089HT	
Dimensions	in	cm		
A Freezer Door Width	36 3/8	91.7		
B Freezer Door Height	23 13/16	60.5		
C Side of panel to center of drill hole	6 1/4	15.9		
D Top of panel to center of drill hole	2 3/16	7.5		
E Drill hole distance, center to center	23 13/16	59.8		
F Drill hole diameter	1/4	.6		
REFRIGERATOR DOOR PANEL DIMENSIONS				
G Refrigerator Door Height	42 1/16	106.8		
H Refrigerator Door Width	17 3/16	45.5		
I Side of panel to center of drill hole	1 1/2	3.8		
J Top of panel to center of drill hole	6 1/2	15.3		
K Drill hole distance, center to center	29 3/16	7.5		

Individual refrigerator door panels should not exceed 15 lbs. (7 kg). Freezer drawer panel should not exceed 15 lbs. (7 kg.)