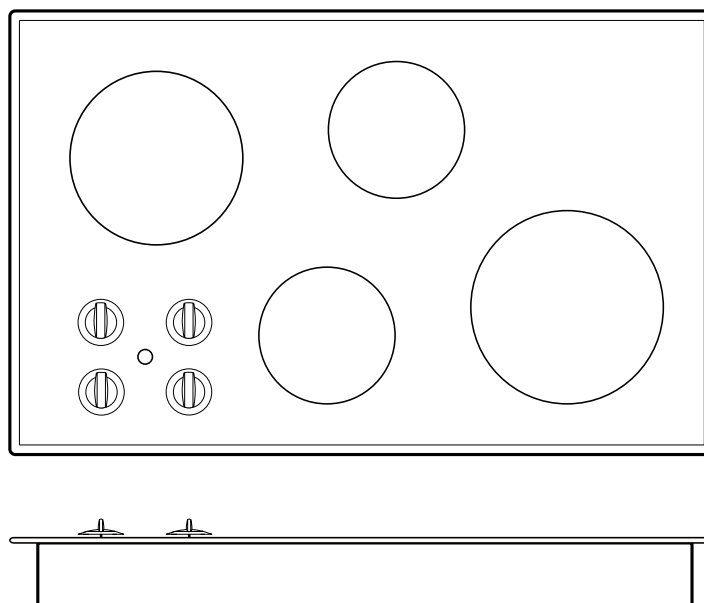


FACTORY PARTS CATALOG RANGE

Frigidaire



PRODUCT NO.	BASE MODEL NO.	FACTORY NO.	COLOR	MARKET
FEC32S6ABA	FEC32S6A	3805432341061	black	North America
FEC32S6ASA	FEC32S6A	3805433341011	white	North America

WIRING DIAGRAM - # 318047019
OWNER'S GUIDE - # 318200612
INSTALLATION INSTRUCTIONS - # 318201410

 Electrolux

ELECTROLUX HOME PRODUCTS NORTH AMERICA
 P.O. BOX 212378, Augusta, GA 30917

Publication No.
 5995361515
 011129
 -EN/SERVICE /ECL
 377

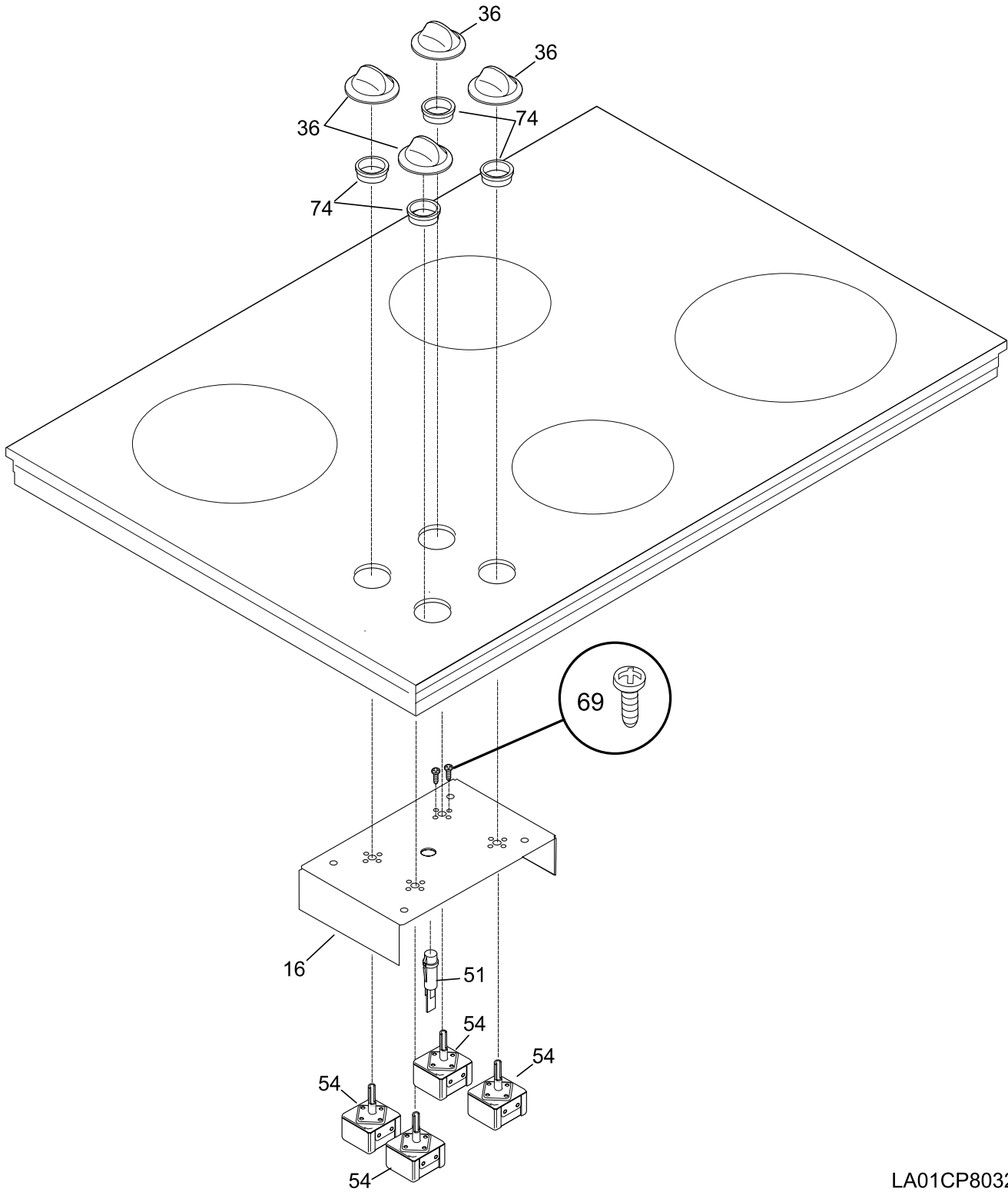
ELECTRIC

COOKTOP

Model No.
FEC32S6A

©2001 White Consolidated Industries, Inc.
 All rights reserved

CONTROL PANEL



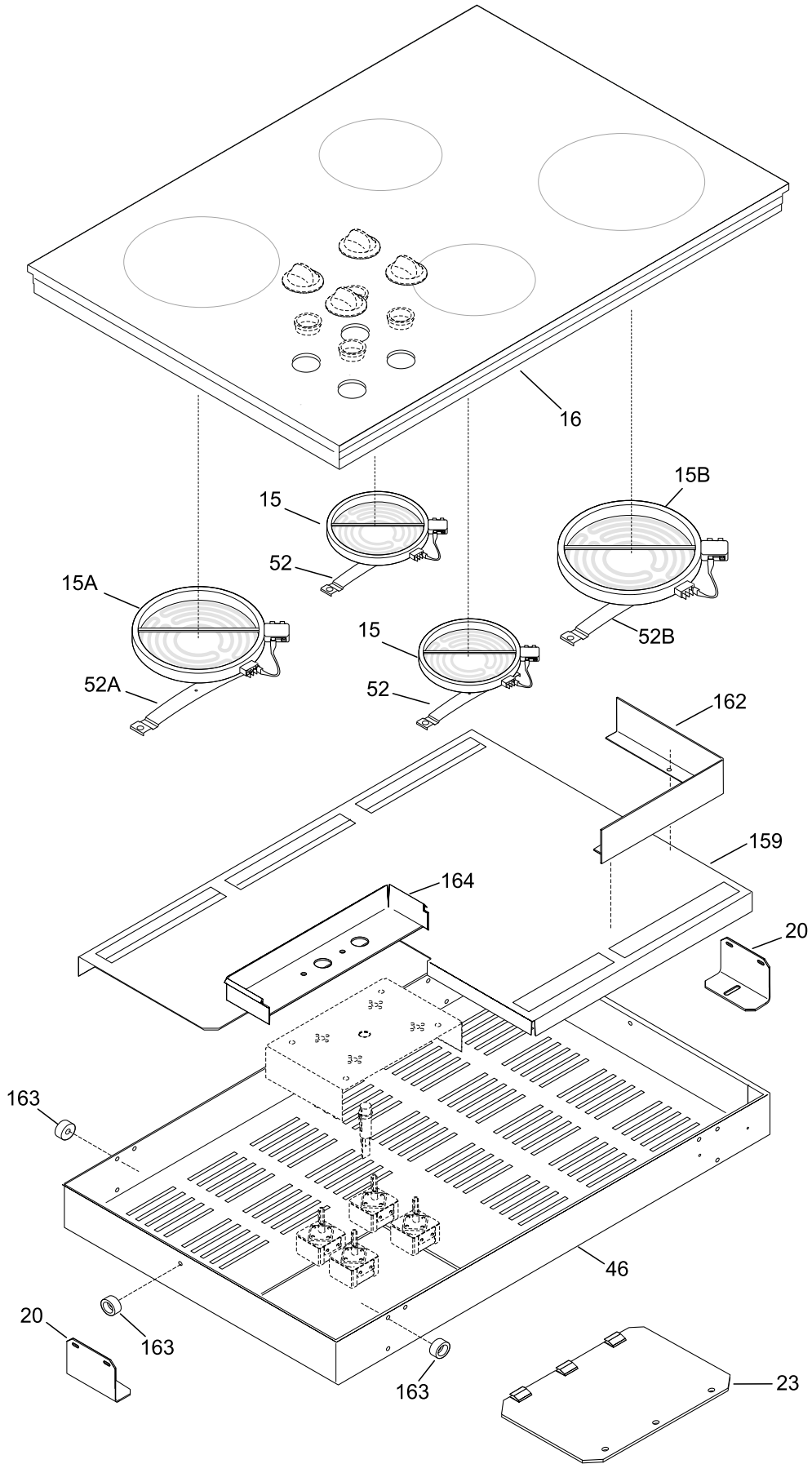
LA01CP80323-1A

CONTROL PANEL

A = FEC32S6A (FEC32S6ASA)
B = FEC32S6A (FEC32S6ABA)

POS. NO	PART NO		DESCRIPTION
16	318096300	A B	Plate,instrument mtg
36	318196603	A -	Knob,control ,white
36	318196604	- B	Knob,control ,black
51 #	318044820	A -	Light,indicator ,red
51 #	318044822	- B	Light,indicator ,clear
54 #	318120505	A B	Switch,surface unit ,small/large
69	5303323134	A B	Screw,switch mtg. ,8-32 x 0.188
74	5303321205	A B	Bushing
*	5303300265	A B	Screw,8-18 x 0.500 ,chrome
*	5303323131	A B	Screw,8-32 x 7/16
*	5303323140	A B	Screw,ground ,10-32 x 0.375

MAINTOP / SURFACE UNITS



LA01CT80323-1A

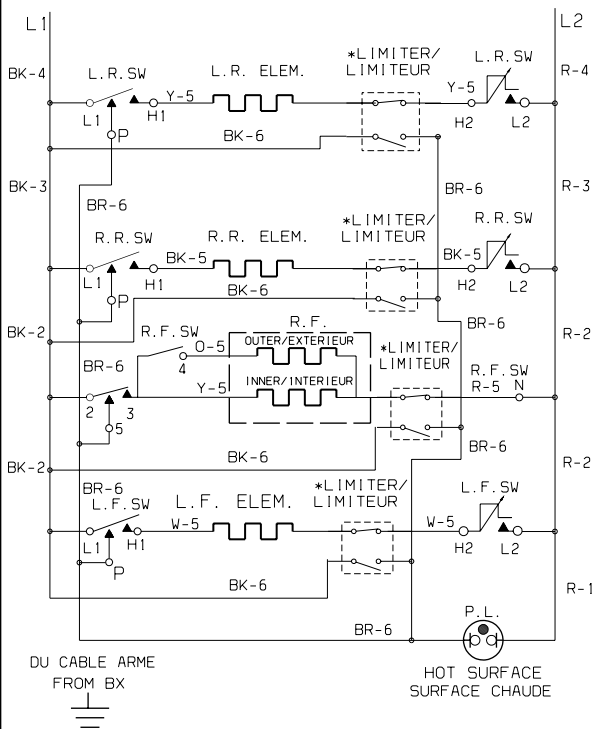
MAINTOP / SURFACE UNITS

A = FEC32S6A (FEC32S6ASA)
B = FEC32S6A (FEC32S6ABA)

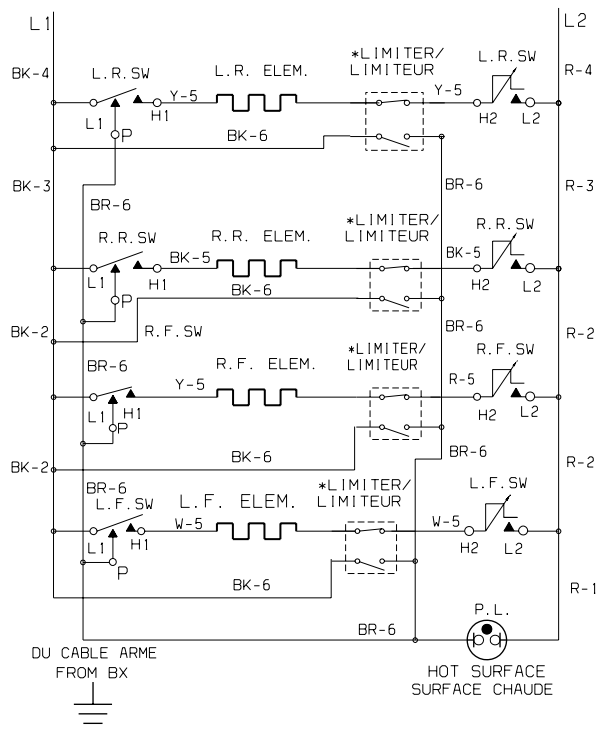
POS. NO	PART NO		DESCRIPTION
15 #	316010205	A B	Element,surface ,6" ,1200 W ,radiant
15A#	316010206	A B	Element,surface ,8" ,2200 W ,radiant
15B#	316224200	A B	Element,surface ,9" ,2500W ,radiant
16	318079349	A -	Main Top Assy,glass/steel ,white
16	318079350	- B	Main Top Assy,glass/steel ,black
20	318121902	A B	Bracket,retainer
23	5303297401	A B	Panel,Service
46	318077201	A B	Burner Box
52	318122006	A B	Spring,element mtg ,small
52A	318122007	A B	Spring,element mtg ,large
52B	318122010	A B	Spring,element mtg ,1000W/2500W
159	318125101	A B	Deflector
162	318125200	A B	Deflector
163	08007817	A B	Spacer,(6)
164	318125302	A B	Plate,connection
* #	318078523	A B	Box & wires assy
*	08016432	A B	Screw,truss head ,8-18 x 0.375
*	5303300265	A B	Screw,8-18 x 0.500 ,chrome
*	5303323129	A B	Screw,8 X 0.750
*	5303323131	A B	Screw,8-32 x 7/16
*	5303323140	A B	Screw,ground ,10-32 x 0.375

WIRING DIAGRAM

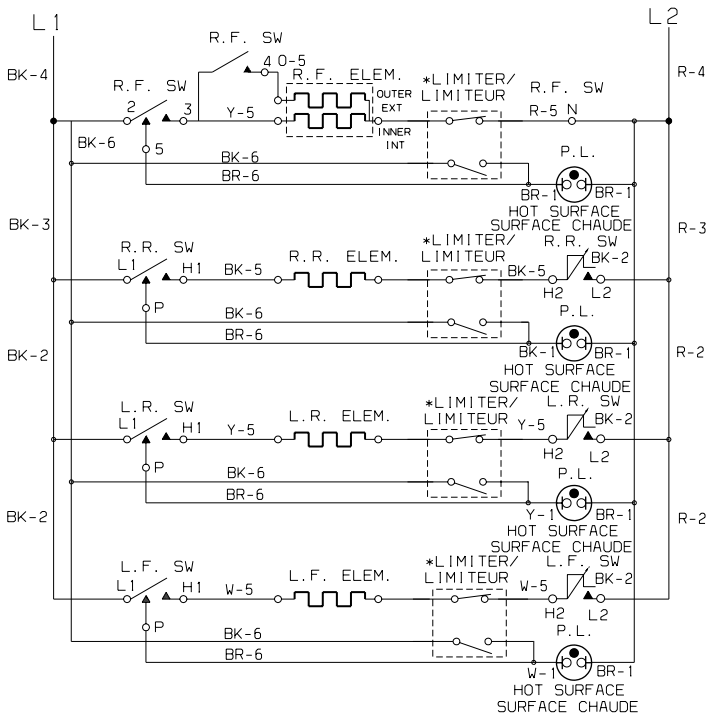
MODELS WITH 1 SURFACE INDICATOR
MODELES AVEC 1 LAMPE TEMOIN



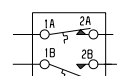
MODELS WITH 1 SURFACE INDICATOR
MODELES AVEC 1 LAMPE TEMOIN



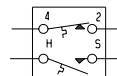
MODELS WITH 4 SURFACE INDICATORS
MODELES AVEC 4 LAMPES TEMOINS



LIMITER/LIMITEUR CERAMASPEED



LIMITER/LIMITEUR E.G.O.



LEGEND/LEGENDE

- SW. - SWITCH INTERRUPTEUR
- RF. - RIGHT FRONT AVANT DROIT
- R.R. - RIGHT REAR ARRIERE DROIT
- LF. - LEFT FRONT AVANT GAUCHE
- L.R. - LEFT REAR ARRIERE GAUCHE

COLORS/COULEURS

- R. - RED/ROUGE
- Y. - YELLOW/JAUNE
- BK. - BLACK/NOIR
- W. - WHITE/BLANC
- O. - ORANGE/ORANGE
- BR. - BROWN/BRUN

WIRE FIL	GAGE CAL.	TEMP. °C	UL STYLE	CSA L'ACNOR
1	18	150°C	3321	EXL-150
2	16	150°C	3321	EXL-150
3	14	150°C	3321	EXL-150
4	12	150°C	3321	EXL-150
5	16	200°C	3122	SEW-1
6	18	200°C	3122	SEW-1

REMARK :

REMARQUE :

1-FOR CONNECTING THE PLATFORM SEE INSTALLATION SHEET OR USE CARE GUIDE

-POUR BRANCHER LA TABLE DE CUISSON VOIR LE FEUILLET D'INSTALLATION OU LE MANUEL D'UTILISATION ET D'ENTRETIEN.

2-USE COPPER WIRE ONLY.

-UTILISER SEULEMENT DU FIL DE CUIVRE.

CAUTION: DISCONNECT POWER BEFORE SERVICING UNIT.
ATTENTION: COUPER LE COURANT AVANT D'EFFECTUER LA REPARATION

318047019 REV. E