


SAVE UP TO \$6,097 WITH ONE-TWO-FREE™




OPTION ONE: PROFESSIONAL OR MASTERPIECE® SUITE



Buy a 36" or 48" Professional Range



Any Cooktop or Rangetop and any Double or Triple Combination Oven




Get a FREE Emerald® Dishwasher
A \$1,549 value

UPGRADE TO:



Add any 30" or 36" Bottom Freezer, or any 42" or 48" Side by Side, or any (2) Freedom® Columns


OPTION TWO: POWER UP WITH STEAM



Buy a 48" Pro Grand® Steam Range




Or buy any Cooktop, Rangetop and any Double or Triple Combination Oven and Steam/Convection Oven



Get a FREE Sapphire® Dishwasher
A \$1,899 value

UPGRADE TO:



Get any Ventilation System FREE
A \$3,848 value

**TOTAL SAVINGS
UP TO \$6,097**
ASK YOUR SALES
ASSOCIATE FOR DETAILS

**OPTION 1
PROFESSIONAL MASTERPIECE SUITE**

**MUST PURCHASE (1) 36" OR (1) 48"
PROFESSIONAL RANGE AND RECEIVE A
FREE EMERALD SERIES DISHWASHER**

Model #

Pro Harmony Ranges

- | | |
|-------------------------------------|-------------------------------------|
| <input type="checkbox"/> PRG364GDH | <input type="checkbox"/> PRD486GDHU |
| <input type="checkbox"/> PRD364GDHU | <input type="checkbox"/> PRG486GDH |
| <input type="checkbox"/> PRL364GDH | <input type="checkbox"/> PRL486GDH |
| <input type="checkbox"/> PRG366GH | <input type="checkbox"/> PRG364EDG |
| <input type="checkbox"/> PRD366GHU | <input type="checkbox"/> PRD364EDG |
| <input type="checkbox"/> PRL366GH | <input type="checkbox"/> PRL364EDG |

Pro Grand Ranges

- | | |
|-------------------------------------|-------------------------------------|
| <input type="checkbox"/> PRD364JDGU | <input type="checkbox"/> PRG366JG |
| <input type="checkbox"/> PRG364JDG | <input type="checkbox"/> PRL366JG |
| <input type="checkbox"/> PRL364JDG | <input type="checkbox"/> PRD486JDGU |
| <input type="checkbox"/> PRD366JGU | |

**MUST PURCHASE (1) DOUBLE OR
TRIPLE WALL OVEN PLUS A 30", 36" OR
48" COOKTOP/RANGETOP AND RECEIVE
A FREE EMERALD SERIES DISHWASHER**

Model #

Wall Ovens

- | | |
|-------------------------------------|-------------------------------------|
| <input type="checkbox"/> PODC302 | <input type="checkbox"/> ME302EP |
| <input type="checkbox"/> PODM301 | <input type="checkbox"/> MEMCW301EP |
| <input type="checkbox"/> PODMW301 | <input type="checkbox"/> MED302ES |
| <input type="checkbox"/> MEMCW271ES | <input type="checkbox"/> MEMC301ES |
| <input type="checkbox"/> MED272ES | <input type="checkbox"/> MEMCW301ES |
| <input type="checkbox"/> ME302ES | |

Induction Cooktops

- | | |
|-----------------------------------|-----------------------------------|
| <input type="checkbox"/> CIT304GB | <input type="checkbox"/> CIS365GB |
| <input type="checkbox"/> CIT304GM | <input type="checkbox"/> CIT365GM |
| <input type="checkbox"/> CIT365GB | |

Radiant Cooktops

- | | |
|-----------------------------------|-----------------------------------|
| <input type="checkbox"/> CEM304FS | <input type="checkbox"/> CES366FS |
| <input type="checkbox"/> CET304FS | <input type="checkbox"/> CET366FS |
| <input type="checkbox"/> CES304FS | <input type="checkbox"/> CEM365FS |
| <input type="checkbox"/> CES365FS | |

Professional Rangetops

- | | |
|-----------------------------------|-----------------------------------|
| <input type="checkbox"/> PCG304G | <input type="checkbox"/> PCG366G |
| <input type="checkbox"/> PCG364GD | <input type="checkbox"/> PCG486GD |

Gas Cooktops

- | | |
|------------------------------------|------------------------------------|
| <input type="checkbox"/> SGS304FS | <input type="checkbox"/> SGSX365FS |
| <input type="checkbox"/> SGS305FS | <input type="checkbox"/> SGS365FS |
| <input type="checkbox"/> SGSX305FS | |

**ADD ANY 30" OR 36" BOTTOM MOUNT,
OR ANY 42" OR 48" SIDE BY SIDE, OR ANY
(2) FREEDOM® COLUMNS AND RECEIVE
A FREE VENTILATION SYSTEM**

Model #

Traditional SXS Units

- | | |
|-------------------------------------|-------------------------------------|
| <input type="checkbox"/> KBUDT4255E | <input type="checkbox"/> KBUDT4855E |
| <input type="checkbox"/> KBUDT4265E | <input type="checkbox"/> KBUDT4865E |
| <input type="checkbox"/> KBUIT4255E | <input type="checkbox"/> KBUIT4855E |
| <input type="checkbox"/> KBUIT4265E | <input type="checkbox"/> KBUIT4865E |

30" Bottom Mounts

- | | |
|-------------------------------------|-------------------------------------|
| <input type="checkbox"/> T30BB810SS | <input type="checkbox"/> T30IB800SP |
| <input type="checkbox"/> T30BB820SS | |

36" Bottom Mounts

- | | |
|-------------------------------------|-------------------------------------|
| <input type="checkbox"/> T36IB800SP | <input type="checkbox"/> T36BB820SS |
| <input type="checkbox"/> T36IT800NP | <input type="checkbox"/> T36BT810NS |
| <input type="checkbox"/> T36BB810SS | <input type="checkbox"/> T36BT820NS |

Freedom Columns - Fresh Food Unit

- | | |
|-------------------------------------|-------------------------------------|
| <input type="checkbox"/> T24IR800SP | <input type="checkbox"/> T30IR800SP |
|-------------------------------------|-------------------------------------|

Freedom Columns - Freezer

- | | |
|-------------------------------------|-------------------------------------|
| <input type="checkbox"/> T18ID800LP | <input type="checkbox"/> T24ID800RP |
| <input type="checkbox"/> T18ID800RP | <input type="checkbox"/> T24IF800SP |
| <input type="checkbox"/> T18IF800SP | <input type="checkbox"/> T30IF800SP |
| <input type="checkbox"/> T24ID800LP | |

Freedom Columns - Wine

- | | |
|-------------------------------------|-------------------------------------|
| <input type="checkbox"/> T18IW800SP | <input type="checkbox"/> T24IW800SP |
|-------------------------------------|-------------------------------------|

**ELIGIBLE FREE EMERALD DISHWASHER
MODEL NUMBERS**

Model #

Dishwashers

- | | |
|-------------------------------------|-------------------------------------|
| <input type="checkbox"/> DWHD410JFM | <input type="checkbox"/> DWHD410JPR |
| <input type="checkbox"/> DWHD410JFP | |

**ELIGIBLE UPGRADE DISHWASHERS
MODEL NUMBERS**

Model #

Dishwashers

- | |
|---|
| <input type="checkbox"/> DWHD640JFM • TOPAZ |
| <input type="checkbox"/> DWHD640JFP • TOPAZ |
| <input type="checkbox"/> DWHD640JPR • TOPAZ |
| <input type="checkbox"/> DWHD650JFM • SAPPHIRE |
| <input type="checkbox"/> DWHD650JFP • SAPPHIRE |
| <input type="checkbox"/> DWHD650JPR • SAPPHIRE |
| <input type="checkbox"/> DWHD651JFM • STAR-SAPPHIRE |
| <input type="checkbox"/> DWHD651JFP • STAR-SAPPHIRE |
| <input type="checkbox"/> DWHD651JPR • STAR-SAPPHIRE |

**ELIGIBLE FREE VENTILATION SYSTEM
MODEL NUMBERS**

Model #

Pro Wall Hoods

- | | |
|---------------------------------|------------------------------------|
| <input type="checkbox"/> PH36GS | <input type="checkbox"/> PH36HS |
| <input type="checkbox"/> PH42GS | <input type="checkbox"/> PH48HS |
| <input type="checkbox"/> PH48GS | <input type="checkbox"/> HPWB306FS |
| <input type="checkbox"/> PH54GS | <input type="checkbox"/> HPWB366FS |
| <input type="checkbox"/> PH30HS | <input type="checkbox"/> HPWB486FS |

Model #

Masterpiece

Wall Hoods

- | | |
|-----------------------------------|-----------------------------------|
| <input type="checkbox"/> HMWN30FS | <input type="checkbox"/> HMWB36FS |
| <input type="checkbox"/> HMWN36FS | <input type="checkbox"/> HSB30BS |
| <input type="checkbox"/> HMWN48FS | <input type="checkbox"/> HSB36BS |
| <input type="checkbox"/> HMWB30FS | |

Chimney Wall Hoods

- | | |
|-----------------------------------|------------------------------------|
| <input type="checkbox"/> HMCN36FS | <input type="checkbox"/> HMCB42FS |
| <input type="checkbox"/> HMCN42FS | <input type="checkbox"/> HDDW366FS |
| <input type="checkbox"/> HMCB36FS | |

Island Wall Hoods

- | | |
|-----------------------------------|-----------------------------------|
| <input type="checkbox"/> HPIN42HS | <input type="checkbox"/> HPIB42HS |
| <input type="checkbox"/> HPIN48HS | <input type="checkbox"/> HPIB48HS |
| <input type="checkbox"/> HMIB40HS | |

Custom Hood Inserts

- | | |
|-----------------------------------|----------------------------------|
| <input type="checkbox"/> VCI230DS | <input type="checkbox"/> VCI29CS |
| <input type="checkbox"/> VCI236DS | <input type="checkbox"/> LINER30 |
| <input type="checkbox"/> VCI248DS | <input type="checkbox"/> LINER36 |
| <input type="checkbox"/> VCI21CS | <input type="checkbox"/> LINER48 |

Downdrafts

- | | |
|-----------------------------------|-----------------------------------|
| <input type="checkbox"/> UCVM30FS | <input type="checkbox"/> UCVM36FS |
|-----------------------------------|-----------------------------------|

**Blowers – Professional/
Masterpiece Hoods'**

- | | |
|--|-------------------------------------|
| <input type="checkbox"/> VTN630C | <input type="checkbox"/> VTR1330E |
| <input type="checkbox"/> VTN1030C | <input type="checkbox"/> VTN1080F |
| <input type="checkbox"/> VTI610D | <input type="checkbox"/> VTN600F |
| <input type="checkbox"/> VTI1010D | <input type="checkbox"/> VTN1000F |
| <input type="checkbox"/> VTR630D | <input type="checkbox"/> VTN600CV2C |
| <input type="checkbox"/> VTR1030D | |
| <input type="checkbox"/> CV2T6 (Transition Piece) | |
| <input type="checkbox"/> CV2T10 (Transition Piece) | |

**OPTION 2
POWER UP WITH STEAM**

**MUST PURCHASE A PRO GRAND
STEAM RANGE TO RECEIVE A
SAPPHIRE SERIES DISHWASHER**

Model #

Pro Grand Steam Range

- | |
|-------------------------------------|
| <input type="checkbox"/> PRD48JDSGU |
|-------------------------------------|

**OR ADD A STEAM/CONVECTION
WALL OVEN TO A QUALIFYING
COOKING SYSTEM TO RECEIVE
A SAPPHIRE SERIES DISHWASHER**

Model #

Steam Convection Wall Ovens

- | |
|-----------------------------------|
| <input type="checkbox"/> MES301HP |
| <input type="checkbox"/> MES301HS |

**ELIGIBLE FREE SAPPHIRE DISHWASHER
MODEL NUMBERS**

Model #

Dishwashers

- | |
|-------------------------------------|
| <input type="checkbox"/> DWHD650JFM |
| <input type="checkbox"/> DWHD650JFP |
| <input type="checkbox"/> DWHD650JPR |

**ELIGIBLE STAR-SAPPHIRE UPGRADE
DISHWASHER MODELSS**

Model #

Dishwashers

- | |
|-------------------------------------|
| <input type="checkbox"/> DWHD651JFM |
| <input type="checkbox"/> DWHD651JFP |
| <input type="checkbox"/> DWHD651JPR |