

*Frigidaire*

*Making your home a more comfortable place to be.*



*Home Comfort Products*

*2004*

# Frigidaire

## Room Air Conditioners

Frigidaire offers a broad line of room air conditioners that are designed with the technology and performance to meet your comfort needs. New features like electronic controls with full-function remote, clean air filtration and low voltage compensation ensure excellent unit performance in a full range of applications. From small bedrooms to large, semi-commercial areas, these units provide you with quiet, efficient and reliable operation for years of trouble-free service.

### CONFIGURATIONS



**MS II Window Cooling Unit**  
Perfect for small bedrooms, bonus rooms, offices or supplemental cooling where comfort is essential.



**Compact II Window Cooling Unit**  
Units have a smaller footprint, with the cooling capacity for medium to large room applications.



**Heavy-Duty Window Cooling Unit**  
Best for use in large bedrooms, multipurpose rooms or semi-commercial areas.

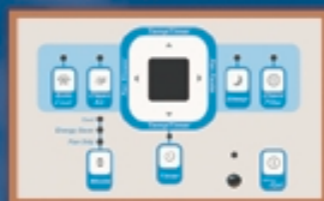


**Through-The-Wall Heating & Cooling Unit**  
Provides efficient cooling and heating in medium to large rooms, builder or commercial applications.



**Slider / Casement Window Cooling Unit**  
A convenient source of cooling in medium to large room situations where installation options are limited.

### KEY FEATURES



**Electronic Controls**  
Industry leading electronic controls coupled with full-function remote capabilities give the consumer the

control they love at the remote, not the unit. Cool, energy saver and fan modes, On/Off 24-hour timer, auto cool and sleep can be programmed with the remote. Electronic controls offer filter check reminder and clean air features.

**Variable Speed Fan**  
89 Distinct fan settings provide complete control in temperature, airflow and noise management.



**Temperature-Sensing Remote**  
Temperature can be controlled at the remote or the unit, depending on the customer's preference. The remote can be placed in any problem area, providing a greater level of comfort.

**Clean Air Filtration**  
Relief for increasing numbers of allergy and respiratory ailment sufferers. Negative ion generators and electrostatic filter elements are used for air cleaning performance that is substantially higher than conventional filter methods.

**LVC Technology**  
Available on all Variable Fan Speed models, LVC ensures proper operation of the unit when voltage fluctuates.

## MS II



Model shown FAA052N7A

**MS II WINDOW COOLING UNITS ARE PERFECT FOR SMALL BEDROOMS, BONUS ROOMS, OFFICES OR SUPPLEMENTAL COOLING WHERE COMFORT IS ESSENTIAL.**

- 5,000 to 6,000 BTUH cooling capacity
- Units with full-function electronics including remote available
- Cools room sizes from 150 to 215 sq. ft.
- Infinite air direction control
- Rotary fan controls on base models
- Tilt-out filter access
- Clean air (ionizer) models available
- Energy Star models available
- 5 models
- See specifications chart for specific model features

## Compact II



Model shown FAC086N7A

**COMPACT II WINDOW COOLING UNITS HAVE A SMALLER FOOTPRINT, WITH THE COOLING CAPACITY FOR MEDIUM TO LARGE ROOM APPLICATIONS.**

- 8,000 to 12,000 BTUH cooling capacity
- Units have full-function electronic controls. Some models have remote controls with thermostats
- Cools room sizes from 350 to 640 sq. ft.
- Infinite air direction control
- Variable speed electronic fan
- Tilt-out filter access
- Clean air (ionizer) models available
- Energy Star models available
- 7 models
- See specifications chart for specific model features

## Heavy-Duty



Model shown FAS184N2A

**HEAVY-DUTY WINDOW COOLING UNITS ARE BEST FOR USE IN LARGE BEDROOMS, MULTIPURPOSE ROOMS OR SEMI-COMMERCIAL AREAS.**

- 15,100 to 28,500 BTUH cooling capacity
- Units have full-function electronic controls. Some models have remote controls with thermostats
- Cools room sizes from 880 to 1,935 sq. ft.
- Infinite air direction control
- Available in 115 or 230/208 voltage
- Variable speed electronic fan
- Tilt-out filter access
- Clean air (ionizer) models available
- Energy Star models available
- 7 models
- See specifications chart for specific model features

## Through-the-Wall



Model shown FAH124N2T

**THROUGH-THE-WALL UNITS PROVIDE EFFICIENT COOLING AND HEATING IN MEDIUM TO LARGE ROOMS, BUILDER OR COMMERCIAL APPLICATIONS.**

- Units that cool and heat
- 8,000 to 12,000 BTUH cooling capacity
- 4,200 to 10,600 BTUH heating capacity
- Units have full-function remote or mechanical controls
- Cools or heats room sizes from 350 to 640 sq. ft.
- 4-way air direction control
- Available in 115 or 230/208 voltage
- 3 fan speeds
- Energy Star models available
- 8 models
- See specifications chart for specific model features

## Slider/Casement




Model shown FAK103J1V

**SLIDER/CASEMENT WINDOW UNITS ARE A CONVENIENT SOURCE OF COOLING IN MEDIUM TO LARGE ROOM SITUATIONS WHERE INSTALLATION OPTIONS ARE LIMITED.**

- 8,000 to 12,000 BTUH cooling capacity
- Mechanical controls
- Cools room sizes from 350 to 640 sq. ft.
- 4-way air direction control
- Easy mount window kit
- Energy Star model available
- 3 models
- See specifications chart for specific model features

## Through-the-Wall Accessories




**EA108T THROUGH-THE-WALL BUILDER SLEEVE**

- Quality galvanized steel construction with durable painted finish
- Internal support to ensure cabinet integrity during construction
- Outside closure panel for weather protection and security
- Inside paintable closure panel to maintain room aesthetics before unit installation
- Weather-tight sleeve-to-unit seals
- Adjustable mounting brackets included
- Protective aluminum rear grille



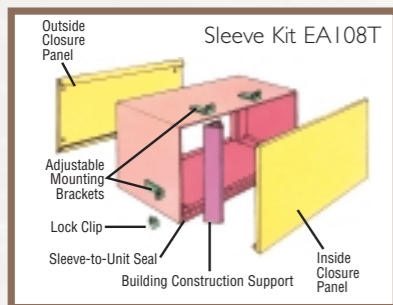
**UNIVERSAL INTERIOR TRIM KIT**

This adjustable collar easily covers any gap between our cabinet and the sleeve of any previous air conditioner. The result is a room air conditioner that fits your existing sleeve neatly and attractively. Included with every model.



**EA109T ATTRACTIVE ARCHITECTURAL GRILLE**

Install this attractive grille from inside the room! Heavy-duty, heavy-gauge, anodized aluminum grille stands up to the toughest wear and tear. The rear grille kit can be ordered for all through-the-wall models.



### SLEEVE SPECIFICATIONS

Specification	EA108T
Sleeve	18" Sleeve
Depth	17.75"
Maximum Wall Thickness	15.4375"
Height	25.875"
Width	15.75"
Cut-Out Height	26"
Cut-Out Width	25"
Approx. Shipping Wt. (Lbs.)	17.5"
Net Weight (Lbs.)	

**EA102T WINDOW MOUNTING KIT FOR THROUGH-THE-WALL MODELS**

- Adapts Frigidaire Through-the-Wall models for window installation
- Pleated quick mount side panels
- Includes rear grille
- Exterior panels are specially treated to resist deterioration caused by the sun's damaging ultraviolet rays
- Fits windows 28" to 41" wide, minimum 17.5" high

## HOW TO CHOOSE AN AIR CONDITIONER

Measure the length and width of the area to be cooled. Multiply the length by the width to determine Sq. Ft. or Sq. m. Locate the Sq. Ft. or Sq. m in the columns below. Choose a BTU size from the chart for the area to be cooled.

ROOM SIZE		BTU	
Sq. Ft.	Sq. m		
150	14	Up to	5,200
215	20		6,000
350	33		8,000
490	45		10,000
640	60		12,000
880	82		15,100
1,110	103		18,000
1,420	132		22,000
1,660	154		25,000
1,935	180		28,500

When cooling rooms with uninsulated ceilings, great rooms, or southern or western sun exposures – step up to the next BTU size or consult your sales professional.

# Specifications

## MS II

Model Number	FAA051N7A	FAA052N7A	Energy Star FAA055N7A	FAA064N7A	Energy Star FAA065N7A
<b>Performance:</b>					
BTU (Cool)	5,000	5,000	5,200	6,000	6,000
BTU (Heat)	-	-	-	-	-
Dehumidification	1.1	1.1	1.4	1.6	1.7
Approximately Cool area (Sq.Ft.)	150	150	165	215	215
EER	9.7	9.7	11.0	9.7	10.7
<b>Electrical:</b>					
Volts	115	115	115	115	115
Amps (Cool)	4.6	4.6	4.2	5.5	4.9
Amps (Heat)	-	-	-	-	-
Watts (Cool)	515	515	472	620	560
Watts (Heat)	-	-	-	-	-
Length of Power Cord (Ft.)	6	6	6	6	6
Receptacle Type	A	A	A	A	A
<b>Features:</b>					
Controls	Mechanical	Mechanical	Electronic	Electronic	Electronic
Fan Speeds (Cool/Fan/Heat)	1/0	2/2	VS Electronic	VS Electronic	VS Electronic
Auto Cool Function	-	-	Yes	Yes	Yes
Energy Save	-	-	Yes	Yes	Yes
Sleep Mode	-	-	Yes	Yes	Yes
Filter Check	-	-	Yes	Yes	Yes
24 Hour On/Off Timer	-	-	Yes	Yes	Yes
Remote Control	-	-	Full-Function	Full-Function	Full-Function
Air CFM High	141	141	141	129	129
Air Direction Control	Infinite	Infinite	Infinite	Infinite	Infinite
Fresh Air/Exhaust Vent	-	-	-	-	-
Filter Type	Mesh	Rigid Mesh	Clean Air	Rigid Mesh	Clean Air
Filter Access	Tilt-Out	Tilt-Out	Tilt-Out	Tilt-Out	Tilt-Out
Slide-Out Chassis	-	-	-	-	-
Cabinet Louvers	Yes	Yes	Yes	Yes	Yes
Rear Grill	-	-	-	-	-
Window Mounting Kit	Pleated Quick Mount	Pleated Quick Mount	Pleated Quick Mount	Pleated Quick Mount	Pleated Quick Mount
<b>Dimensions (in) / Specifications:</b>					
Cabinet Height	12.6"	12.6"	12.6"	12.6"	12.6"
Cabinet Width	18.5"	18.5"	18.5"	18.5"	18.5"
Cabinet Depth (w/front)	14" (15.5")	14" (15.5")	14" (15.5")	14" (15.5")	14" (15.5")
Window Height (Min.)	14"	14"	14"	14"	14"
Window Width (Min./Max.)	23"/36"	23"/36"	23"/36"	23"/36"	23"/36"
Max.Wall Thickness	N/A	N/A	N/A	N/A	N/A
Carton Height	14.3"	14.3"	14.3"	14.3"	14.3"
Carton Width	21.75"	21.75"	21.75"	21.75"	21.75"
Carton Depth	17"	17"	17"	17"	17"
Stuffing Qty (40 ft HQ)	735	735	735	735	735
Approx.Wgt. LBS. (Ship/Net)	53/48	53/48	54/49	56/51	56/51
UPC 0-12505-	27014-7	27015-4	27016-1	27017-8	27018-5

\*Specifications subject to change Selected Offering

## COMPACT II

Model Number	FAC084N7A	Energy Star FAC085N7A	Energy Star / Top Line FAC086N7A	FAC104N1A	Energy Star / Top Line FAC106N1A	FAC124N1A	Energy Star / Top Line FAC126N1A
<b>Performance:</b>							
BTU (Cool)	8,000	8,000	8,000	10,000	10,000	12,000	12,000
BTU (Heat)	-	-	-	-	-	-	-
Dehumidification	2.1	2.1	2.1	3.0	3.5	3.8	4.0
Approximately Cool area (Sq.Ft.)	350	350	350	490	490	640	640
EER	9.8	10.8	10.8	9.8	10.8	9.8	10.8
<b>Electrical:</b>							
Volts	115	115	115	115	115	115	115
Amps (Cool)	7.3	6.7	6.7	9.2	8.3	10.9	10.0
Amps (Heat)	-	-	-	-	-	-	-
Watts (Cool)	815	740	740	1,020	925	1,220	1,120
Watts (Heat)	-	-	-	-	-	-	-
Length of Power Cord (Ft.)	6	6	6	6	6	6	6
Receptacle Type	A	A	A	A	A	A	A
<b>Features:</b>							
Controls	Electronic	Electronic	Electronic	Electronic	Electronic	Electronic	Electronic
Fan Speeds (Cool/Fan/Heat)	VS Electronic	VS Electronic	VS Electronic	VS Electronic	VS Electronic	VS Electronic	VS Electronic
Auto Cool Function	Yes	Yes	Yes	Yes	Yes	Yes	Yes
Energy Save	Yes	Yes	Yes	Yes	Yes	Yes	Yes
Sleep Mode	Yes	Yes	Yes	Yes	Yes	Yes	Yes
Filter Check	Yes	Yes	Yes	Yes	Yes	Yes	Yes
24 Hour On/Off Timer	Yes	Yes	Yes	Yes	Yes	Yes	Yes
Remote Control	Full-Function	Full-Function	Full-Function w/ Remote Thermostat	Full-Function	Full-Function w/ Remote Thermostat	Full-Function	Full-Function w/ Remote Thermostat
Air CFM High	265	265	265	290	290	290	290
Air Direction Control	Infinite	Infinite	Infinite	Infinite	Infinite	Infinite	Infinite
Fresh Air/Exhaust Vent	Yes	Yes	Yes	Yes	Yes	Yes	Yes
Filter Type	Rigid Mesh	Clean Air	Clean Air	Rigid Mesh	Clean Air	Rigid Mesh	Clean Air
Filter Access	Tilt-Out	Tilt-Out	Tilt-Out	Tilt-Out	Tilt-Out	Tilt-Out	Tilt-Out
Slide-Out Chassis	-	-	-	-	-	-	-
Cabinet Louvers	Yes	Yes	Yes	Yes	Yes	Yes	Yes
Rear Grill	-	-	-	-	-	-	-
Window Mounting Kit	Pleated Quick Mount	Pleated Quick Mount	Pleated Quick Mount	Pleated Quick Mount	Pleated Quick Mount	Pleated Quick Mount	Pleated Quick Mount
<b>Dimensions (in) / Specifications:</b>							
Cabinet Height	14"	14"	14"	14"	14"	14"	14"
Cabinet Width	19"	19"	19"	19"	19"	19"	19"
Cabinet Depth (w/front)	19.75" (21.25")	19.75" (21.25")	19.75" (21.25")	19.75" (21.25")	19.75" (21.25")	19.75" (21.25")	19.75" (21.25")
Window Height (Min.)	14"	14"	14"	14"	14"	14"	14"
Window Width (Min./Max.)	23"/36"	23"/36"	23"/36"	23"/36"	23"/36"	23"/36"	23"/36"
Max.Wall Thickness	N/A	N/A	N/A	N/A	N/A	N/A	N/A
Carton Height	16"	16"	16"	16"	16"	16"	16"
Carton Width	22.25"	22.25"	22.25"	22.25"	22.25"	22.25"	22.25"
Carton Depth	22.75"	22.75"	22.75"	22.75"	22.75"	22.75"	22.75"
Stuffing Qty (40 ft HQ)	498	498	498	498	498	498	498
Approx.Wgt. LBS. (Ship/Net)	68/62	69/63	69/63	69/63	71/65	71/65	72/65
UPC 0-12505-	27019-2	27020-8	27021-5	27022-2	27023-9	27024-6	27025-3

\*Specifications subject to change

## SLIDER / CASEMENT

Model Number	Energy Star FAK083J7V	FAK103J1V	FAK123J1V
<b>Performance:</b>			
BTU (Cool)	8,000	10,000	12,000
BTU (Heat)	-	-	-
Dehumidification	2.2	2.6	3.8
Approximately Cool area (Sq.Ft.)	350	490	640
EER	10.5	9.5	9.5
<b>Electrical:</b>			
Volts	115	115	115
Amps (Cool)	6.9	9.6	11.2
Amps (Heat)	-	-	-
Watts (Cool)	755	1,065	1,247
Watts (Heat)	-	-	-
Length of Power Cord (Ft.)	4	4	4
Receptacle Type	A	A	A
<b>Features:</b>			
Controls	Mechanical	Mechanical	Mechanical
Fan Speeds (Cool/Fan/Heat)	3/3	3/3	3/3
Auto Cool Function	-	-	-
Energy Save	-	-	-
Sleep Mode	-	-	-
Filter Check	-	-	-
24 Hour On/Off Timer	-	-	-
Remote Control	No	No	No
Air CFM High	210	258	276
Air Direction Control	4-Way	4-Way	4-Way
Fresh Air/Exhaust Vent	Exhaust Vent	Exhaust Vent	Exhaust Vent
Filter Type	Rigid Mesh	Rigid Mesh	Rigid Mesh
Filter Access	Slide-Out	Slide-Out	Slide-Out
Slide-Out Chassis	No	No	No
Cabinet Louvers	Yes	Yes	Yes
Rear Grill	No	No	No
Window Mounting Kit	Easy Mount	Easy Mount	Easy Mount
<b>Dimensions (in) / Specifications:</b>			
Cabinet Height	20.25"	20.25"	20.25"
Cabinet Width	14.2"	14.2"	14.2"
Cabinet Depth (w/front)	23" (24.5")	23" (24.5")	23" (24.5")
Window Height (Min./Max.)	21.5"/40"	21.5"/40"	21.5"/40"
Window Width (Min.)	15.5"	15.5"	15.5"
Max.Wall Thickness	18"	18"	18"
Carton Height	24.25"	24.25"	24.25"
Carton Width	18.375"	18.375"	18.375"
Carton Depth	26.875"	26.875"	26.875"
Stuffing Qty (40 ft HQ)	-	-	-
Approx.Wgt. LBS. (Ship/Net)	94/88	98/92	98/92
UPC 0-12505-	26477-1	26478-8	26479-5

\*Specifications subject to change

## HEAVY-DUTY

Model Number	Energy Star / Top Line FAS156N1A	FAS184N2A	Energy Star FAS185N2A	Energy Star / Top Line FAS186N2A	Energy Star / Top Line FAS226N2A	Energy Star / Top Line FAS256N2A	Top Line FAS296N2A
<b>Performance:</b>							
BTU (Cool)	15,100	18,000 / 17,800	18,500 / 18,200	18,500 / 18,200	22,000 / 21,600	25,000 / 24,700	28,500 / 28,000
BTU (Heat)	-	-	-	-	-	-	-
Dehumidification	3.7	5.5	5.7	5.7	7.0	9.4	10.7
Approximately Cool area (Sq.Ft.)	880	1,110	1,110	1,110	1,420	1,660	1,935
EER	10.7	9.7	10.7	10.7	9.4	9.4	8.5
<b>Electrical:</b>							
Volts	115	230 / 208	230 / 208	230 / 208	230 / 208	230 / 208	230 / 208
Amps (Cool)	12.0	8.2 / 8.7	7.6 / 8.1	7.6 / 8.1	10.3 / 11.1	12.0 / 12.7	14.9 / 15.8
Amps (Heat)	-	-	-	-	-	-	-
Watts (Cool)	1,436	1,829 / 1,794	1,733 / 1,693	1,733 / 1,693	2,321 / 2,286	2,654 / 2,600	3,309 / 3,252
Watts (Heat)	-	-	-	-	-	-	-
Length of Power Cord (Ft.)	4	4	4	4	4	4	4
Receptacle Type	A	B	B	B	C	C	D
<b>Features:</b>							
Controls	Electronic	Electronic	Electronic	Electronic	Electronic	Electronic	Electronic
Fan Speeds (Cool/Fan/Heat)	VS Electronic	VS Electronic	VS Electronic	VS Electronic	VS Electronic	VS Electronic	VS Electronic
Auto Cool Function	Yes	Yes	Yes	Yes	Yes	Yes	Yes
Energy Save	Yes	Yes	Yes	Yes	Yes	Yes	Yes
Sleep Mode	Yes	Yes	Yes	Yes	Yes	Yes	Yes
Filter Check	Yes	Yes	Yes	Yes	Yes	Yes	Yes
24 Hour On/Off Timer	Yes	Yes	Yes	Yes	Yes	Yes	Yes
Remote Control	Full-Function w/ Remote Thermostat	Full-Function	Full-Function	Full-Function w/ Remote Thermostat	Full-Function w/ Remote Thermostat	Full-Function w/ Remote Thermostat	Full-Function w/ Remote Thermostat
Air CFM High	492	493	460	460	530	567	468
Air Direction Control	Infinite	Infinite	Infinite	Infinite	Infinite	Infinite	Infinite
Fresh Air/Exhaust Vent	Yes	Yes	Yes	Yes	Yes	Yes	Yes
Filter Type	Clean Air	Rigid Mesh	Clean Air	Clean Air	Clean Air	Clean Air	Clean Air
Filter Access	Tilt-Out	Tilt-Out	Tilt-Out	Tilt-Out	Tilt-Out	Tilt-Out	Tilt-Out
Slide-Out Chassis	Yes	Yes	Yes	Yes	Yes	Yes	Yes
Cabinet Louvers	Yes	Yes	Yes	Yes	Yes	Yes	Yes
Rear Grill	Yes	Yes	Yes	Yes	Yes	Yes	Yes
Window Mounting Kit	Pleated Quick Mount	Pleated Quick Mount	Pleated Quick Mount	Pleated Quick Mount	Pleated Quick Mount	Pleated Quick Mount	Pleated Quick Mount
<b>Dimensions (in) / Specifications:</b>							
Cabinet Height	18.63"	18.63"	18.63"	18.63"	18.63"	18.63"	18.63"
Cabinet Width	26.5"	26.5"	26.5"	26.5"	26.5"	26.5"	26.5"
Cabinet Depth (w/front)	25" (26.5")	25" (26.5")	25" (26.5")	25" (26.5")	25" (26.5")	25" (26.5")	25" (26.5")
Window Height (Min.)	20.5"	20.5"	20.5"	20.5"	20.5"	20.5"	20.5"
Window Width (Min./Max.)	32"/43"	32"/43"	32"/43"	32"/43"	32"/43"	32"/43"	32"/43"
Max.Wall Thickness	11"	11"	11"	11"	11"	11"	11"
Carton Height	20.25"	20.25"	20.25"	20.25"	20.25"	20.25"	20.25"
Carton Width	29.5"	29.5"	29.5"	29.5"	29.5"	29.5"	29.5"
Carton Depth	31.25"	31.25"	31.25"	31.25"	31.25"	31.25"	31.25"
Stuffing Qty (40 ft HQ)	207	207	207	207	207	207	207
Approx.Wgt. LBS. (Ship/Net)	133/113	145/125	145/125	145/125	172/152	168/148	176/156
UPC 0-12505-	27026-0	27027-7	27028-4	27029-1	27030-7	27031-4	27032-1

\*Specifications subject to change

## THROUGH-THE-WALL

Model Number	Energy Star FAH085N1T	FAH08EM1T	Energy Star FAH096M2T	Energy Star FAH105N1T	Energy Star FAH105N2T	FAH10EM2T	FAH124N2T	FAH
--------------	--------------------------	-----------	--------------------------	--------------------------	--------------------------	-----------	-----------	-----

## *Frigidaire Home Comfort*

### **FULL ONE-YEAR WARRANTY**

Every Electrolux Home Products room air conditioner is guaranteed to be free of materials defects or component malfunctions. We will repair, without charge, any problem that occurs during the first year after original date of purchase.\*

### **LIMITED FIVE-YEAR WARRANTY**

Electrolux Home Products will provide the labor and parts to repair or replace any defect in the sealed refrigerating system of a Frigidaire® room air conditioner in the second through the fifth year after the original date of purchase.

\* Some restrictions apply for Alaska. For complete warranty details, please refer to your Owner's Manual.

This warranty is provided by Electrolux Home Products North America, a division of Electrolux Home Products Inc. in the U.S.A., and in Canada by Electrolux Canada Corp.

High standards of quality at Electrolux Home Products mean we are constantly working to improve our products. We reserve the right to change specifications or discontinue models without notice.

### **PARTS AND SERVICE**

Wherever you live or move in the U.S.A., our national network of Factory Service Centers and authorized independent servicers provide prompt, professional repair service. To maintain warranties, always ask for Electrolux Home Products Genuine Renewal Parts.



## **ELECTROLUX**

### **THE WORLD'S NUMBER ONE CHOICE**

Every Frigidaire® appliance is backed by the global strength of the Electrolux Group, the world's largest producer of kitchen, cleaning and outdoor appliances combined.

*Frigidaire®*

1-800-FRIGIDAIRE • <http://www.frigidaire.com>  
Electrolux Home Products, NA  
250 Bobby Jones Expressway, Martinez, GA 30907

 **The Electrolux Group. The world's No.1 choice.**  
KITCHEN, CLEANING AND OUTDOOR APPLIANCES COMBINED

